


BUDGET FY22


City of Auburn Municipal Budget



CITY COUNCIL
ADOPTED FY22 BUDGET

TABLE OF CONTENTS

CITY MANAGER BUDGET MESSAGE	I
SUMMARY	4
REVENUE DETAIL	5
EXPENSE SUMMARY	9
DEPARTMENT DETAIL	12
5 YEAR CIP PLAN	24
FY 22 CIP SUMMARY	29
FY 22 CIP DETAIL	31



EXECUTIVE OVERVIEW

Citizens of Auburn, Mayor Levesque, and City Councilors, I am pleased to provide you with the manager's proposed FY 2021-22 Budget for the City of Auburn.

In FY21, our approach to budget could be best described as "cautious optimism" paired with conservative revenue projections and a modest increase in expenditures. This approach has withstood our predictions and has served us well.

Our FY21 budget included the elimination of nine positions and the lay-off of several temporary part-time employees. As the State of Maine began lifting restrictions, we began restoring services and brought back temporary part-time employees on an as-needed basis for programming. The nine eliminated full-time positions were not restored, and I am not proposing to restore those positions in the FY22 budget.

The FY22 budget is what I consider to be a "maintenance budget," which will support the services you and the community are currently receiving. You will find realignments for some departments; the transfer of staff to other departments to create efficiencies. There is one added part-time position in the budget - marijuana business inspector - but the costs for this position will be covered with the revenue realized from marijuana licensing; and one additional full-time position, as the City incorporates the PAL Center into the Recreation Department. This position will be covered by CDBG funding.

At this time, it is uncertain at what level the federal government will provide aid to the City of Auburn in the next stimulus package. It is imperative that the City of Auburn direct any stimulus aid toward providing tax relief and strengthening our infrastructure. This is a critical need because our long-term ability to maintain police, fire, road, and recreation services at today's service levels is not sustainable. We currently rely on the success of our economy - via tax revenues - to fund 52 percent of our services. Federal funds would assist us in removing barriers to continued economic growth in Auburn. We have been strongly advocating to include direct local government funds in each iteration of the federal aid from the start, and we are hopeful to see some relief.

The amazing work you have all done this past year to meet the immediate needs for our community and businesses, while also encouraging growth and marketing Auburn as the premier place for opportunity, puts Auburn on track to being the **leader in New England for population and business growth.**

It is with an understanding of the complexity of the situation we are dealing with that I present the FY2021-22 Budget for the City of Auburn.

Continuity of Service

In an effort to forecast what FY2020-21 might look like during a pandemic, the Council allocated an additional \$461,230 to be used as emergency funding to provide continuity of operation and

services, if needed. Thankfully, we did not need to draw down any of those funds, nor do I see the need to use these funds to balance our expenses in FY21.

In response to the economic effects of the pandemic, we implemented a citywide hiring freeze. Exceptions were made for public safety positions and positions – as approved by me – that address an immediate, critical need. As you know, our staff is one of our community’s most valued and valuable assets. After all, we are in the business of service delivery. Through budget changes and reductions, we have seen added value by enhancing online access to our services. We have reduced the number of staff providing clerical-type services from 14.5 full-time employees (FTE) to 9 FTE over the past three years.

Auburn leadership is strategically focused on "smart growth" by aligning city operations to support plans and the desire to grow our business and residential base. This proposed budget demonstrates that progress

happens in phases. We have done an internal restructure which will allow for future growth to support business and residential growth in the coming years, especially with the changes in Planning, Economic Development, and Business/Community Development. We will be transitioning several our permit and licensing processes online, standing up a citizen portal and piloting smart city technologies. These efforts ensure our services are more accessible, transparent, and user friendly.

As we began to emerge from the immediate threat of this health crisis, the City was able to control costs, stabilize revenues, and secure grant funding to cover unbudgeted expenses for COVID-19. This strategy fortified our ability to enter this budget season without any major financial challenges.

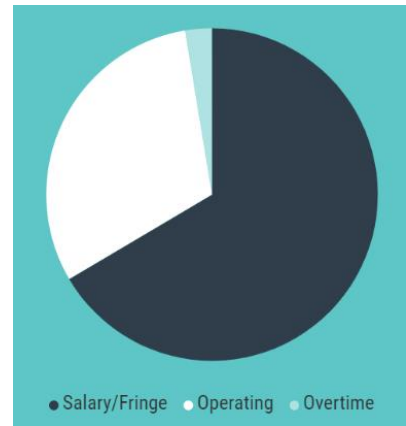
Five Year Fiscal Trends

The proposed FY2021-22 budget is a status quo or baseline expenditure budget. It contains only the most critical augmentations. The City will look to the numerous existing strategies in place to **continue controlling costs for our taxpayers**. This budget is in line with the historic stabilization in total government spending, averaging an increase of 3.3% per year. We have maximized the 24% increase in non-tax revenue since FY18 to continue to **stabilize the mil rate**.

EXPENSES	FY18	FY19	FY20	FY21	FY22
OPERATING	\$28,291,287	\$29,100,879	\$30,051,555	\$30,769,645	\$31,876,303
CHANGE +/-	5.5%	2.8%	3.2%	2.3%	3.6%
DEBT SERVICE	\$9,416,336	\$9,752,311	\$10,384,493	\$10,627,538	\$10,783,972
CHANGE +/-	2.0%	3.4%	6.1%	2.3%	1.5%
INTERGOV	\$4,012,830	\$ 4,171,977	\$4,409,163	\$4,535,380	\$4,444,559
CHANGE +/-	4.9%	3.8%	5.4%	2.8%	-2.0%
TOTAL	\$41,720,453	\$43,025,167	\$44,845,211	\$45,932,563	\$47,101,834
	4.6%	3.0%	4.1%	2.4%	2.5%
REVENUE	FY18	FY19	FY20	FY21	FY22
NON-TAX	\$13,746,184	\$14,514,483	\$15,846,974	\$ 17,223,109	\$18,021,464
	3.6%	5.3%	8.4%	8.0%	4.6%
TAX LEVY	\$25,678,045	\$26,102,918	\$24,589,074	\$24,173,074	\$24,635,810
	3.2%	1.6%	-6.2%	-1.7%	1.9%
VALUATION	\$1,998,286,769	\$1,964,206,026	\$1,957,006,058	\$1,956,632,371	\$1,956,632,371
MIL RATE	12.82	13.29	12.56	12.35	12.58
	3.0%	3.5%	-5.8%	-1.7%	1.8%

We were able to meet all our Collective Bargaining Agreements to address historic salary disparities, which has allowed us to remain competitive in markets with higher attrition, especially in the Public Works Department. As we begin future contract negotiations, we know that salary and benefits is our largest budget driver and has been for many years. We must look at ways to make this sustainable for our community.

As you can see in the table below, the salary and fringe increase are 98% of the total budget increase, with overtime decreasing (\$14,709) and operations only increasing 1% (\$100,675) which is mostly due to the increase in utility costs.



	FY21	FY22	\$+/-	% +/-
SALARY	\$13,344,133	\$13,867,528	\$523,395	3.8%
FRINGE	\$6,840,635	\$7,334,932	\$494,297	6.7%
OT	\$837,149	\$822,440	\$(14,709)	-1.8%
OPER	\$9,747,728	\$9,848,403	\$100,675	1.0%
TOTAL	\$30,769,645	\$31,873,303	\$1,103,658	3.5%

Looking Ahead

Knowing where our challenges lie is a critical first step in being able to address them. We have witnessed a resolve over the past year on the part of our City Council, staff, and community to anticipate and adapt to the changing circumstances we are facing. That resolve is firmly rooted in the history of Auburn and it helps us to successfully navigate uncertain times.

We will remain resolute, while also addressing economic growth and quality of life in Auburn. **I am confident that, by working together, we will position Auburn to effectively deal with the changes that will come as we emerge and recover from this global pandemic. And we will be standing Auburn strong.**

Phillip L. Crowell, Jr.
City Manager

**CITY OF AUBURN
FY 2022 EXPENDITURES
COMPARISON FY20, FY21 AND FY22 BUDGET**

	COUNCIL ADOPTED BUDGET FY 19-20	COUNCIL ADOPTED BUDGET FY 20-21	MANAGER PROPOSED BUDGET FY 21-22	COUNCIL ADOPTED BUDGET FY 21-22	\$ Change	% Change
City Expenses						
Operating Expenses	30,061,555	30,769,645	31,876,303	31,876,303	1,106,658	3.60%
Debt Service/TIF	10,384,493	10,627,538	10,783,972	10,783,972	156,434	1.47%
Total City Expenses	40,446,048	41,397,183	42,660,275	42,660,275	1,263,092	3.05%
School Expenses						
Operating Expenses	44,594,669	45,120,245	46,227,214	46,227,214	1,106,969	2.45%
Debt Service	742,768	682,367	2,114,152	2,114,152	1,431,785	209.83%
Total School Expenses	45,337,437	45,802,612	48,341,366	48,341,366	2,538,754	5.54%
Intergovernmental						
Intergovernmental	1,926,442	1,905,442	1,833,479	1,833,479	(71,963)	-3.78%
County Tax	2,482,721	2,629,938	2,611,080	2,611,080	(18,858)	-0.72%
Total Intergovernmental	4,409,163	4,535,380	4,444,559	4,444,559	(90,821)	-2.00%
Total Expenses	90,192,648	91,735,175	95,446,200	95,446,200	3,711,025	4.05%
Less: Non-Tax Revenues						
City	15,946,974	17,224,109	18,281,464	18,281,464	1,057,355	6.14%
School	27,440,176	27,905,351	30,298,286	30,298,286	2,392,935	8.58%
Intergovernmental	0	126,217	0	0	(126,217)	-100.00%
Total Non-Tax Revenues	43,387,150	45,255,677	48,579,750	48,579,750	3,450,290	7.62%
Tax Levy						
City	24,499,074	24,174,074	24,378,811	24,378,811	204,737	0.85%
School	17,897,261	17,897,261	18,043,080	18,043,080	145,819	0.81%
Intergovernmental Overlay	4,409,163	4,409,163	4,444,559	4,444,559	35,396	0.80%
Total Tax Levy	46,805,498	46,480,498	46,866,450	46,866,450	385,952	0.83%
Total Assessed Value	1,957,006,058	1,956,632,371	1,956,632,371	1,956,632,371		
Tax Rate						
City	12.52	12.35	12.45	12.45	0.10	0.85%
School	9.15	9.15	9.22	9.22	0.07	0.81%
Intergovernmental	2.25	2.25	2.27	2.27	0.02	0.80%
Total	23.92	23.75	23.94	23.94	0.19	0.79%

**CITY OF AUBURN
FY 2022 REVENUES
COMPARISON FY20, FY21 AND FY22 BUDGETS**

CLASSIFICATION	COUNCIL ADOPTED REVENUE FY 19-20	COUNCIL ADOPTED BUDGET FY 20-21	MANAGER PROPOSED BUDGET FY 21-22	COUNCIL ADOPTED BUDGET FY 21-22	Increase (Decrease) from Prior Year Budget	Percentage of Increase (Decrease)
General Government						
Homestead Exemption Reimbursement	1,250,000	1,420,000	1,650,000	1,650,000	230,000	16.20%
Personal Property Reimbursement	2,500,000	3,101,000	3,101,000	3,101,000	-	0.00%
Tree Growth Reimbursement	10,000	10,000	10,000	10,000	-	0.00%
Veterans Reimbursement	18,000	18,000	18,000	18,000	-	0.00%
In Lieu of Taxes	90,000	75,000	75,000	75,000	-	0.00%
Excise Tax-Vehicles	3,875,000	4,077,861	4,390,000	4,390,000	312,139	7.65%
Excise Tax-Boats	15,000	15,000	15,000	15,000	-	0.00%
Excise Tax-Aircraft	20,000	20,000	20,000	20,000	-	0.00%
State Revenue Sharing	2,289,669	2,708,312	3,150,000	3,150,000	441,688	16.31%
Other State Aid	4,000	4,000	4,000	4,000	-	0.00%
Penalties & Interest	150,000	150,000	120,000	120,000	(30,000)	-20.00%
Investment Income	70,000	80,000	40,000	40,000	(40,000)	-50.00%
Transfer in from TIF	1,117,818	1,117,818	1,140,000	1,140,000	22,182	1.98%
Transfer in from Sewell Grant			45,000	45,000	45,000	0.00%
Transfer in from Recreation Special Revenue	36,416	36,416	36,416	36,416	-	0.00%
Transfer in from PAL Center	25,000	25,000	25,000	25,000	-	0.00%
Transfer in from School Dept (Electrician)	18,000				-	0.00%
NSBA Revenue	413,865	367,509	367,509	367,509	-	0.00%
LATC Carryforward		150,000	-	-	(150,000)	-100.00%
Ingersoll Revenue	27,730				-	0.00%
Transfer from Capital Projects (IT)	45,000				-	0.00%
Increase in Fees	-	90,000	-	-	(90,000)	-100.00%
Rental Income (Intermodal)	35,000	35,000	125,000	125,000	90,000	257.14%
Sale of Property	20,000	25,040	120,000	120,000	94,960	379.23%
Tax Sharing Revenue	165,000	165,000	165,000	165,000	-	0.00%
Cable Television Franchise	133,000	110,000	110,000	110,000	-	0.00%
Cable Television Franchise - City of Lewiston	63,384	63,384	63,384	63,384	-	0.00%
MMWAC Host Fees	225,000	230,000	234,000	234,000	4,000	1.74%
Utility Reimbursement	20,000	20,000	20,000	20,000	-	0.00%
Unclassified	10,040	10,000	20,000	20,000	10,000	100.00%

Fund Balance Contribution	527,500	527,500	475,000	475,000	(52,500)	-9.95%
Total General Government	13,174,422	14,651,840	15,539,309	15,539,309	887,469	6.06%

City Clerk

Hunting/Fishing/Dogs	2,000	2,000	2,000	2,000	-	0.00%
Neutered Animals	3,000	3,000	3,000	3,000	-	0.00%
Voter Reg List	100	100	100	100	-	0.00%
Clerk/Sale of Copies	100	100	100	100	-	0.00%
City Clerk Notary	1,500	1,500	1,500	1,500	-	0.00%
Banner Hanging Fee	3,000	-	-	-	-	0.00%
Garage Sale Permits	3,200	3,200	1,000	1,000	(2,200)	-68.75%
Commercial License	157,000	157,000	60,000	60,000	(97,000)	-61.78%
Marijuana Licenses		-	100,000	100,000	100,000	0.00%
Taxi License	4,000	4,000	1,000	1,000	(3,000)	-75.00%
Marriage License	5,000	5,000	5,000	5,000	-	0.00%
Birth/Death/Marriage Cert	25,000	25,000	25,000	25,000	-	0.00%
Permits - Burial	7,000	3,500	3,500	3,500	-	0.00%
Fines-Dog	3,000	3,000	3,000	3,000	-	0.00%
Total City Clerk	213,900	207,400	205,200	205,200	(2,200)	-1.06%

Finance

Reg - Vehicles	60,000	110,000	100,000	100,000	(10,000)	-9.09%
Total Finance	60,000	110,000	100,000	100,000	(10,000)	-9.09%

Health & Social Services

GA Reimbursement	94,122	90,656	90,656	90,656	-	0.00%
Total Health & Social Services	94,122	90,656	90,656	90,656	-	0.00%

Planning & Permitting

Maps & Copies	500	500	500	500	-	0.00%
Departmental Reviews	16,000	16,000	12,000	12,000	(4,000)	-25.00%
Fire Alarm Inspections	29,000	29,000	29,000	29,000	-	0.00%
Citation Ordinance	2,000	2,000	2,500	2,500	500	25.00%
Advertising Costs	5,000	5,000	5,000	5,000	-	0.00%
Permits - Building	190,000	110,000	110,000	110,000	-	0.00%
CDBG Reimbursement for Services	214,430	214,430	252,799	252,799	38,369	17.89%
Permits - Electrical	20,000	20,000	20,000	20,000	-	0.00%
Permits - Plumbing	12,000	12,000	12,000	12,000	-	0.00%
Permits - Sign	5,000	5,000	5,000	5,000	-	0.00%
Total Planning & Permitting	493,930	413,930	448,799	448,799	34,869	8.42%

Public Works-Engineering

Fees - Inspection	10,000	10,000	10,000	10,000	-	0.00%
Fees - Drive Opening	200	200	200	200	-	0.00%
Fees - Bid Documents	1,000	1,000	1,000	1,000	-	0.00%
Permits - Fill	1,000	1,000	1,000	1,000	-	0.00%
Permits - Street Opening	30,000	30,000	30,000	30,000	-	0.00%
Total Community Services-Engineering	42,200	42,200	42,200	42,200	-	0.00%

Fire Department

Copies of Reports	200	200	200	200	-	0.00%
EMS Transport	1,200,000	1,200,000	1,250,000	1,250,000	50,000	4.17%
Salvage Calls	100	100	100	100	-	0.00%
Permits - Oil Burner	800	800	800	800	-	0.00%
Total Fire Department	1,201,100	1,201,100	1,251,100	1,251,100	50,000	4.16%

Police Department

Accident & Police	11,000	11,000	11,000	11,000	-	0.00%
Court	10,000	2,000	2,000	2,000	-	0.00%
Photos & Tapes	800	800	800	800	-	0.00%
False Alarms	12,500	8,500	8,500	8,500	-	0.00%
Veh Rel/Non Driver	2,000	2,000	2,000	2,000	-	0.00%
Veh Rel/Driver License	9,000	7,000	7,000	7,000	-	0.00%
MDEA Reimbursement	170,000	150,000	145,000	145,000	(5,000)	-3.33%
Permits - Firearms	2,000	1,900	1,900	1,900	-	0.00%
Fines - Parking Violations	50,000	50,000	36,000	36,000	(14,000)	-28.00%
Total Police Department	267,300	233,200	214,200	214,200	(19,000)	-8.15%

Public Works

State/Local Road Assistance	400,000	400,000	390,000	390,000	(10,000)	-2.50%
Total Public Works	400,000	400,000	390,000	390,000	(10,000)	-2.50%

Total Municipal	15,946,974	17,350,326	18,281,464	18,281,464	931,138	5.37%
------------------------	-------------------	-------------------	-------------------	-------------------	----------------	--------------

School Department

Reg Secondary Tuition	165,026	115,466	46,205	46,205	(69,261)	-59.98%
SOS Tuition	50,000	50,000	-	-	(50,000)	-100.00%
Adult Ed Tuition	93,300	93,300	93,300	93,300	-	0.00%
State Subsidy for Education	25,249,723	25,637,180	26,785,909	26,785,909	1,148,729	4.48%
Debt Service Reimbursement	601,933	579,894	2,114,152	2,114,152	1,534,258	264.58%
Special Ed/Mainecare	140,692	140,000	100,000	100,000	(40,000)	-28.57%
State Agency Clients	50,000	50,000	30,000	30,000	(20,000)	-40.00%
State Aid for Adult Education	94,206	98,649	94,616	94,616	(4,033)	-4.09%
Miscellaneous	68,000	120,000	104,700	104,700	(15,300)	-12.75%

Daycare Rent	50,000	50,000	50,000	50,000	-	0.00%
Fund Balance	877,296	970,862	879,404	879,404	(91,458)	0.00%
Total School	27,440,176	27,905,351	30,298,286	30,298,286	2,392,935	8.58%

Total Non-Property Tax Revenue - Municipal	15,946,974	17,200,326	18,281,464	18,281,464	1,081,138	6.29%
Total Non-Property Tax Revenue - School	27,440,176	27,905,351	30,298,286	30,298,286	2,392,935	8.58%
Total Non-Property Tax Revenue - Intergovernmental	-	150,000	-	-	-	
Total Non-Property Tax Revenue	43,387,150	45,255,677	48,579,750	48,579,750	3,324,073	7.35%

Total Proposed Budget - Municipal	40,446,048	41,397,183	42,660,275	42,660,275	1,263,092	3.05%
Total Proposed Budget - School	45,337,437	45,802,612	48,341,366	48,341,366	2,538,754	5.54%
Total Proposed Budget - Intergovernmental	4,409,163	4,535,380	4,444,559	4,444,559	(90,821)	-2.00%
Total Proposed Budget	90,192,648	91,735,175	95,446,200	95,446,200	3,711,025	4.05%

Total Property Tax Dollars Needed - Municipal	24,499,074	24,174,074	24,378,811	24,378,811	204,737	0.85%
Total Property Tax Dollars Needed - School	17,897,261	17,897,261	18,043,080	18,043,080	145,819	0.81%
Total Property Tax Dollars Needed - Intergovernmental	4,409,163	4,409,163	4,444,559	4,444,559	35,396	0.80%
Total Property Tax Dollars Needed	46,805,498	46,480,498	46,866,450	46,866,450	385,952	0.83%

**CITY OF AUBURN
FY 2021 EXPENDITURES
COMPARISON FY20 AND FY21 BUDGETS**

CLASSIFICATION	ACTUAL EXPENDED BUDGET FY 19-20	COUNCIL ADOPTED BUDGET FY 20-21	MANAGER PROPOSED BUDGET FY 21-22	COUNCIL ADOPTED BUDGET FY 21-22	Increase (Decrease) from Prior Year Budget	Percentage of Increase (Decrease)
<u>Administration</u>						
City Clerk	207,139	216,946	237,474	237,474	20,528	9.46%
City Manager	582,119	776,095	447,401	447,401	(328,694)	-42.35%
Finance	734,597	751,849	810,303	810,303	58,454	7.77%
Human Resources	153,182	157,057	220,250	220,250	63,193	40.24%
Communication, Technology & Engagement	713,729	609,260	911,637	911,637	302,377	49.63%
Mayor & Council	123,137	99,000	104,850	104,850	5,850	5.91%
Total Administration	2,513,903	2,610,207	2,731,915	2,731,915	121,708	4.66%
<u>Community Services</u>						
Health & Social Services						
Assistance	134,460	199,282	119,875	119,875	(79,407)	-39.85%
Economic Development	190,000	1,339,047	108,469	108,469	(1,230,578)	-91.90%
Business and Community Development	221,253	0	512,260	512,260	512,260	#DIV/0!
Planning and Permitting	999,382	0	900,583	900,583	900,583	#DIV/0!
Recreation	448,575	520,474	584,056	584,056	63,582	12.22%
Public Library	1,006,217	1,031,533	1,052,163	1,052,163	20,630	2.00%
Total Community Services	2,999,887	3,090,336	3,277,406	3,277,406	187,070	6.05%
<u>Fiscal Services</u>						
Debt Service	7,334,690	7,577,735	7,734,169	7,734,169	156,434	2.06%
Emergency Reserve	445,802	461,230	461,230	461,230	0	0.00%
Facilities	667,128	667,494	677,872	677,872	10,378	1.55%
Transfer to TIF	3,049,803	3,049,803	3,049,803	3,049,803	0	0.00%
Fringe Benefits	6,797,826	6,840,635	7,334,932	7,334,932	494,297	7.23%
Workers' Compensation	637,910	641,910	642,400	642,400	490	0.08%
Total Fiscal Services	18,933,159	19,238,807	19,900,406	19,900,406	661,599	3.44%
<u>Public Safety</u>						
Fire & EMS Transport	5,211,262	5,302,131	5,446,588	5,446,588	144,457	2.72%
Police	4,275,323	4,332,339	4,343,924	4,343,924	11,585	0.27%
Total Public Safety	9,486,585	9,634,470	9,790,512	9,790,512	156,042	1.62%
<u>Public Works</u>						

Public Works	4,836,798	4,979,329	5,077,370	5,077,370	98,041	1.97%
Solid Waste	1,030,500	1,051,318	1,089,950	1,089,950	38,632	3.67%
Water & Sewer	645,216	792,716	792,716	792,716	0	0.00%
Total Public Works	6,512,514	6,823,363	6,960,036	6,960,036	136,673	2.00%

Total Municipal	40,446,048	41,397,183	42,660,275	42,660,275	1,263,092	3.05%
------------------------	-------------------	-------------------	-------------------	-------------------	------------------	--------------

Intergovernmental Programs

County Taxes	2,482,721	2,629,938	2,611,080	2,611,080	(18,858)	-0.72%
Tax Sharing	270,000	260,000	260,000	260,000	0	0.00%
LA Arts - Arts in the Park	0	10,000	10,000	10,000	0	0.00%
Auburn-Lewiston Municipal Airport	191,000	170,000	177,000	177,000	7,000	4.12%
Lew-Aub Transit Committee	331,138	331,138	225,000	225,000	(106,138)	-32.05%
Lew-Aub 911 Communications Center	1,134,304	1,134,304	1,161,479	1,161,479	27,175	2.40%
Total Intergovernmental Programs	4,409,163	4,535,380	4,444,559	4,444,559	(90,821)	-2.00%

Grand Total Municipal	44,855,211	45,932,563	47,104,834	47,104,834	1,172,271	2.55%
------------------------------	-------------------	-------------------	-------------------	-------------------	------------------	--------------

Education Operation	44,594,669	45,120,245	46,227,214	46,227,214	1,106,969	2.45%
Education Debt Service	742,768	682,367	2,114,152	2,114,152	1,431,785	209.83%
Total School	45,337,437	45,802,612	48,341,366	48,341,366	2,538,754	5.54%

Total Budget	90,192,648	91,735,175	95,446,200	95,446,200	3,711,025	4.05%
---------------------	-------------------	-------------------	-------------------	-------------------	------------------	--------------

Non-Property Tax Revenue

Municipal	15,946,974	17,224,109	18,281,464	18,281,464	1,057,355	6.14%
Education	27,440,176	27,905,351	30,298,286	30,298,286	2,392,935	8.58%
Intergovernmental	0	126,217	0	0	(126,217)	-100.00%
Total	43,387,150	45,255,677	48,579,750	48,579,750	3,324,073	7.35%

Property Tax Dollars Needed

Municipal	28,998,237	24,174,074	24,378,811	24,378,811	204,737	0.85%
Education	17,897,261	17,897,261	18,043,080	18,043,080	145,819	0.81%
Intergovernmental		4,409,163	4,444,559	4,444,559	35,396	0.80%
Total	46,895,498	46,480,498	46,866,450	46,866,450	385,952	0.83%

Property Tax Rate	23.96	23.75	23.94	23.94	0.19	0.81%
Based on Assessed Values of :	1,957,006,058	1,956,632,371	1,956,632,371	1,956,632,371		

Property Tax Rate						
Municipal Tax Rate	\$14.82	\$12.35	\$12.45	\$12.45	\$0.10	0.79%
Education Tax Rate	\$9.15	\$9.15	\$9.22	\$9.22	\$0.07	0.72%
Intergovernmental Tax Rate	\$0.00	\$2.25	\$2.27	\$2.27	\$0.02	0.82%
	\$23.96	\$23.75	\$23.94	\$23.94	\$0.19	0.81%

Account Title			FY 2020 Actual	FY 2021 Approved	FY 2022 Council Approved	Increase / Decrease	Percentage Increase
Mayor and Council							
1004	611000	Regular Salaries	\$16,600	\$16,600	\$16,600	\$0	0%
1004	628000	PS - Gen/Professional	\$62,295	\$54,150	\$60,000	\$5,850	11%
1004	629001	Travel - Mileage Reimbursement	\$354	\$550	\$550	\$0	0%
1004	632000	Dues & Subscriptions	\$23,885	\$24,000	\$24,000	\$0	0%
1004	633000	Office Supplies	\$635	\$3,700	\$3,700	\$0	0%
Total			\$103,768	\$99,000	\$104,850	\$5,850	5.91%
City Manager							
1005	611000	Regular Salaries	\$462,914	\$587,088	\$296,471	(\$290,617)	-50%
1005	628000	PS - Gen/Professional	\$5,531	\$33,500	\$18,800	(\$14,700)	-44%
1005	628035	Special Events	\$3,732	\$12,500	\$12,500	\$0	0%
1005	628100	Legal - General	\$94,178	\$90,000	\$90,000	\$0	0%
1005	629000	Training & Tuition	\$3,344	\$15,200	\$12,200	(\$3,000)	-20%
1005	629001	Travel - Mileage Reimbursement	\$9,019	\$7,450	\$7,450	\$0	0%
1005	632000	Dues & Subscriptions	\$4,663	\$6,177	\$4,300	(\$1,877)	-30%
1005	633000	Office Supplies	\$2,118	\$4,500	\$4,000	(\$500)	-11%
1005	640000	Telephone	\$1,680	\$1,680	\$1,680	\$0	0%
Total			\$587,179	\$758,095	\$447,401	(\$310,694)	-40.98%
Communication & Prof Services							
1006	611000	Regular Salaries	\$0	\$0	\$410,517	\$410,517	
1006	628000	PS - Gen/Professional	\$0	\$0	\$21,500	\$21,500	
1006	628021	Repairs - Equipment	\$0	\$0	\$3,000	\$3,000	
1006	628080	Community Outreach	\$0	\$0	\$18,000	\$18,000	
1006	629000	Training & Tuition	\$0	\$0	\$9,000	\$9,000	
1006	629001	Travel - Mileage Reimbursement	\$0	\$0	\$400	\$400	
1006	629002	Travel - Seminar Costs	\$0	\$0	\$6,000	\$6,000	
1006	632000	Dues & Subscriptions	\$0	\$0	\$2,000	\$2,000	
1006	633001	Operating Supplies	\$0	\$0	\$2,500	\$2,500	
1006	633005	Computer Hardware	\$0	\$0	\$25,000	\$25,000	
1006	640002	Network	\$0	\$0	\$46,000	\$46,000	
1006	654000	Computer Software	\$0	\$0	\$13,000	\$13,000	
1006	654001	Software Licensing	\$0	\$0	\$354,720	\$354,720	

Account Title			FY 2020	FY 2021	FY 2022	Increase /	Percentage
			Actual	Approved	Council Approved	Decrease	Increase
Total			\$0	\$0	\$911,637	\$911,637	
City Clerk							
1007	611000	Regular Salaries	\$147,673	\$154,835	\$193,799	\$38,964	25%
1007	613000	OT - Regular	\$443	\$1,500	\$1,500	\$0	0%
1007	620000	Advertising	\$705	\$1,000	\$1,200	\$200	20%
1007	628000	PS - Gen/Professional	\$4,597	\$5,803	\$5,000	(\$803)	-14%
1007	628021	Repairs - Equipment	\$0	\$300	\$300	\$0	0%
1007	628043	Wardens & Ward Clerks	\$19,088	\$32,574	\$19,000	(\$13,574)	-42%
1007	629000	Training & Tuition	\$690	\$1,010	\$900	(\$110)	-11%
1007	629001	Travel - Mileage Reimbursement	\$491	\$950	\$1,200	\$250	26%
1007	632000	Dues & Subscriptions	\$603	\$650	\$675	\$25	4%
1007	633000	Office Supplies	\$1,384	\$1,725	\$1,000	(\$725)	-42%
1007	633004	Voter Supplies	\$2,292	\$9,320	\$3,400	(\$5,920)	-64%
1007	644002	Voting Machines	\$4,309	\$16,981	\$9,500	(\$7,481)	-44%
Total			\$182,275	\$226,649	\$237,474	\$10,826	4.78%
Finance							
1008	611000	Regular Salaries	\$691,561	\$694,999	\$751,183	\$56,184	8%
1008	620000	Advertising	\$0	\$300	\$300	\$0	0%
1008	628000	PS - Gen/Professional	\$38,375	\$38,500	\$38,500	\$0	0%
1008	628008	PS - Recording Fee	\$0	\$300	\$300	\$0	0%
1008	628020	Repairs - Vehicles	\$0	\$500	\$1,000	\$500	100%
1008	629000	Training & Tuition	\$2,252	\$4,650	\$5,500	\$850	18%
1008	629001	Travel - Mileage Reimbursement	\$194	\$750	\$750	\$0	0%
1008	631000	Reports, Printing, & Binding	\$2,365	\$2,500	\$3,000	\$500	20%
1008	632000	Dues & Subscriptions	\$2,089	\$2,750	\$3,000	\$250	9%
1008	633000	Office Supplies	\$2,408	\$5,500	\$5,500	\$0	0%
1008	633030	MV Sup - Gas & Oil	\$172	\$500	\$500	\$0	0%
1008	640000	Comm - Telephone	\$660	\$600	\$770	\$170	28%
Total			\$740,076	\$751,849	\$810,303	\$58,454	7.77%
Human Resources							
1009	611000	Regular Salaries	\$138,906	\$137,957	\$200,250	\$62,293	45%
1009	620000	Advertising	\$2,763	\$3,000	\$3,000	\$0	0%

Account Title			FY 2020	FY 2021	FY 2022	Increase /	Percentage
			Actual	Approved	Council Approved	Decrease	Increase
1009	628002	PS - Emp Assist Program	\$0	\$1,000	\$1,000	\$0	0%
1009	628003	PS - Drug Testing	\$3,560	\$4,200	\$4,500	\$300	7%
1009	628004	PS - Testing	\$0	\$1,700	\$2,000	\$300	18%
1009	628052	PS-Professional Development	\$0	\$2,000	\$2,000	\$0	0%
1009	629000	Training & Tuition	\$351	\$3,000	\$2,000	(\$1,000)	-33%
1009	629001	Travel - Mileage Reimbursement	\$0	\$100	\$100	\$0	0%
1009	629002	Travel - Seminar Costs	\$720	\$1,800	\$1,800	\$0	0%
1009	632000	Dues & Subscriptions	\$815	\$600	\$600	\$0	0%
1009	633000	Office Supplies	\$445	\$500	\$500	\$0	0%
1009	633001	Operating Supplies	\$265	\$1,200	\$2,500	\$1,300	108%
Total			\$147,824	\$157,057	\$220,250	\$63,193	40.24%

Planning & Permitting

1010	611000	Regular Salaries	\$0	\$0	\$594,488	\$594,488	
1010	613000	OT - Regular	\$0	\$0	\$20,000	\$20,000	
1010	615000	Uniform Allowance	\$0	\$0	\$1,600	\$1,600	
1010	620000	Advertising	\$0	\$0	\$3,200	\$3,200	
1010	628000	PS - Gen/Professional	\$0	\$0	\$20,840	\$20,840	
1010	628020	Repairs - Vehicles	\$0	\$0	\$6,000	\$6,000	
1010	628021	Repairs - Equipment	\$0	\$0	\$7,500	\$7,500	
1010	628024	Repairs - Street Lights	\$0	\$0	\$20,000	\$20,000	
1010	628025	Repairs - Traffic Signal Maint	\$0	\$0	\$20,000	\$20,000	
1010	629000	Training & Tuition	\$0	\$0	\$2,200	\$2,200	
1010	629001	Travel - Mileage Reimbursement	\$0	\$0	\$2,200	\$2,200	
1010	629002	Travel - Seminar Costs	\$0	\$0	\$2,000	\$2,000	
1010	632000	Dues & Subscriptions	\$0	\$0	\$32,955	\$32,955	
1010	633000	Office Supplies	\$0	\$0	\$1,000	\$1,000	
1010	633001	Operating Supplies	\$0	\$0	\$3,200	\$3,200	
1010	633021	Safety Equipment	\$0	\$0	\$2,000	\$2,000	
1010	633029	MV Sup - Tires/Tube/Chain	\$0	\$0	\$900	\$900	
1010	633030	MV Sup - Gas & Oil	\$0	\$0	\$3,500	\$3,500	
1010	640000	Telephone	\$0	\$0	\$4,500	\$4,500	
1010	641002	Electricity	\$0	\$0	\$125,000	\$125,000	
1010	650030	Operating Capital	\$0	\$0	\$27,500	\$27,500	

Account Title			FY 2020	FY 2021	FY 2022	Increase /	Percentage
			Actual	Approved	Council Approved	Decrease	Increase
Total			\$0	\$0	\$900,583	\$900,583	
Economic Development							
1011	611000	Regular Salaries	\$0	\$0	\$102,674	\$102,674	
1011	620000	Advertising	\$0	\$0	\$500	\$500	
1011	629000	Training & Tuition	\$0	\$0	\$1,500	\$1,500	
1011	629001	Travel - Mileage Reimbursement	\$0	\$0	\$500	\$500	
1011	629002	Travel - Seminar Costs	\$0	\$0	\$1,000	\$1,000	
1011	632000	Dues & Subscriptions	\$0	\$0	\$1,000	\$1,000	
1011	633000	Office Supplies	\$0	\$0	\$500	\$500	
1011	640000	Telephone	\$0	\$0	\$795	\$795	
Total			\$0	\$0	\$108,469	\$108,469	
Business & Community Developme							
1013	611000	Regular Salaries	\$0	\$0	\$502,940	\$502,940	
1013	614003	Longevity Bonus	\$0	\$0	\$400	\$400	
1013	620000	Advertising	\$0	\$0	\$1,000	\$1,000	
1013	629000	Training & Tuition	\$0	\$0	\$2,350	\$2,350	
1013	629001	Travel - Mileage Reimbursement	\$0	\$0	\$650	\$650	
1013	629002	Travel - Seminar Costs	\$0	\$0	\$1,550	\$1,550	
1013	632000	Dues & Subscriptions	\$0	\$0	\$1,080	\$1,080	
1013	633000	Office Supplies	\$0	\$0	\$1,450	\$1,450	
1013	640000	Telephone	\$0	\$0	\$840	\$840	
Total			\$0	\$0	\$512,260	\$512,260	
Facilities							
1015	611000	Regular Salaries	\$24,026	\$23,898	\$32,448	\$8,550	36%
1015	620000	Advertising	\$0	\$250	\$250	\$0	0%
1015	628000	PS - Gen/Professional	\$87,092	\$105,048	\$112,921	\$7,873	7%
1015	628019	Repairs - Buildings	\$7,413	\$10,751	\$10,500	(\$251)	-2%
1015	628021	Repairs - Equipment	\$4,831	\$3,000	\$3,000	\$0	0%
1015	629001	Travel - Mileage Reimbursement	\$0	\$750	\$500	(\$250)	-33%
1015	633001	Operating Supplies	\$10,385	\$11,200	\$11,200	\$0	0%
1015	633033	TAX ACQUIRED PROP EXP	\$3,529	\$1,500	\$1,500	\$0	0%
1015	640000	Telephone	\$2,471	\$4,500	\$4,000	(\$500)	-11%

Account Title			FY 2020	FY 2021	FY 2022	Increase /	Percentage
			Actual	Approved	Council Approved	Decrease	Increase
1015	641000	Water/Sewer	\$3,781	\$4,267	\$3,950	(\$317)	-7%
1015	641001	Natural Gas	\$23,329	\$38,273	\$33,000	(\$5,273)	-14%
1015	641002	Electricity	\$55,213	\$68,000	\$65,000	(\$3,000)	-4%
1015	642000	Postage	\$30,529	\$29,808	\$29,000	(\$808)	-3%
1015	644004	Rental - Photocopiers	\$56,766	\$31,000	\$31,000	\$0	0%
1015	645000	Insurance Premiums	\$264,767	\$291,000	\$295,103	\$4,103	1%
1015	645001	Insurance Deductibles	\$40,698	\$24,500	\$24,500	\$0	0%
1015	650030	Operating Capital	\$42,875	\$36,378	\$20,000	(\$16,378)	-45%
Total			\$657,706	\$684,123	\$677,872	(\$6,251)	-0.91%

Worker's Compensation

1016	900001	Transfer Out	\$637,910	\$641,910	\$642,400	\$490	0%
Total			\$637,910	\$641,910	\$642,400	\$490	0.08%

Fringe Benefits & Salary Incre

1017	617000	Health Insurance	\$3,250,517	\$3,626,788	\$3,770,733	\$143,945	4%
1017	617001	FICA/Medicare	\$639,255	\$694,309	\$769,368	\$75,059	11%
1017	617004	MSRS Retirement	\$1,376,741	\$1,539,758	\$1,617,085	\$77,327	5%
1017	617005	ICMA Retirement	\$403,936	\$220,980	\$310,696	\$89,716	41%
1017	617006	City Pension	\$22,989	\$25,000	\$15,000	(\$10,000)	-40%
1017	617008	Cafeteria Plan	\$261,512	\$267,050	\$267,050	\$0	0%
1017	617010	Health Reimbursement Account	\$145,353	\$264,250	\$360,000	\$95,750	36%
1017	617015	Unemployment	\$13,129	\$25,000	\$50,000	\$25,000	100%
1017	618000	Salary Reserves	\$131,579	\$177,500	\$175,000	(\$2,500)	-1%
Total			\$6,245,012	\$6,840,635	\$7,334,932	\$494,297	7.23%

Emergency Reserve

1018	670000	Emergency Reserve	\$32,500	\$461,230	\$461,230	\$0	0%
Total			\$32,500	\$461,230	\$461,230	\$0	0.00%

Debt Service

1019	660000	Debt Service - Principal	\$5,995,309	\$6,166,003	\$6,195,037	\$29,034	0%
1019	661000	Debt Service - Interest	\$982,186	\$1,411,732	\$1,539,132	\$127,400	9%
Total			\$6,977,495	\$7,577,735	\$7,734,169	\$156,434	2.06%

Fire & EMS Transport

Account Title			FY 2020	FY 2021	FY 2022	Increase /	Percentage
			Actual	Approved	Council Approved	Decrease	Increase
1021	611000	Regular Salaries	\$3,560,729	\$3,872,703	\$4,024,707	\$152,004	4%
1021	611002	Acting Rank	\$10,066	\$9,000	\$10,000	\$1,000	11%
1021	613000	OT - Regular EMS	\$0	\$0	\$35,000	\$35,000	100%
1021	613001	OT - Vacation Replacement	\$12,800	\$88,000	\$88,000	\$0	0%
1021	613002	OT - Sick Replace LT	\$32,432	\$50,000	\$50,000	\$0	0%
1021	613003	OT - Sick Replace ST	\$178,477	\$134,000	\$134,000	\$0	0%
1021	613004	OT - Mandatory Training	\$10,403	\$25,000	\$25,000	\$0	0%
1021	613008	OT - Extra Assignments	\$33,403	\$31,185	\$30,100	(\$1,085)	-3%
1021	613010	OT - Vacancies/Retirement	\$54,395	\$22,932	\$22,932	\$0	0%
1021	613011	OT - Work Related Injuries	\$8,096	\$15,750	\$15,750	\$0	0%
1021	613012	OT - Meetings	\$7,499	\$9,708	\$9,700	(\$8)	0%
1021	613013	OT - Funeral Leave	\$4,925	\$5,000	\$5,000	\$0	0%
1021	613014	OT - Multiple Alarms	\$4,634	\$9,000	\$9,000	\$0	0%
1021	614002	Holiday Pay	\$161,055	\$186,283	\$192,652	\$6,369	3%
1021	615000	Uniform Allowance	\$35,956	\$39,555	\$39,555	\$0	0%
1021	615100	Protective Clothing	\$32,881	\$36,650	\$32,500	(\$4,150)	-11%
1021	616000	Physicals	\$0	\$4,000	\$2,000	(\$2,000)	-50%
1021	616001	Safety Compliance	\$11,815	\$10,000	\$10,000	\$0	0%
1021	620000	Advertising	\$0	\$500	\$500	\$0	0%
1021	628000	PS - Gen/Professional	\$9,424	\$88,000	\$70,000	(\$18,000)	-20%
1021	628013	PS - Uniform Clean/Laundry	\$0	\$210	\$200	(\$10)	-5%
1021	628019	Repairs - Buildings	\$24,224	\$31,480	\$30,000	(\$1,480)	-5%
1021	628020	Repairs - Vehicles	\$122,265	\$92,478	\$90,500	(\$1,978)	-2%
1021	628021	Repairs - Equipment	\$21,970	\$45,000	\$45,000	\$0	0%
1021	628023	Repairs - Radio Equipment	\$1,212	\$7,000	\$3,500	(\$3,500)	-50%
1021	628026	Repairs - Maintenance Contract	\$4,530	\$26,850	\$20,000	(\$6,850)	-26%
1021	628047	PS-Public Relations	\$0	\$1,000	\$1,000	\$0	0%
1021	629000	Training & Tuition	\$12,956	\$70,795	\$57,682	(\$13,113)	-19%
1021	629002	Travel - Seminar Costs	\$219	\$800	\$800	\$0	0%
1021	631000	Reports, Printing, & Binding	\$0	\$1,000	\$1,000	\$0	0%
1021	632000	Dues & Subscriptions	\$13,815	\$11,650	\$13,500	\$1,850	16%
1021	633000	Office Supplies	\$3,336	\$4,400	\$4,000	(\$400)	-9%
1021	633006	Fire Prevention Supplies	\$6,628	\$10,008	\$7,000	(\$3,008)	-30%

Account Title			FY 2020	FY 2021	FY 2022	Increase /	Percentage
			Actual	Approved	Council Approved	Decrease	Increase
1021	633007	Maintenance Supplies	\$6,150	\$7,000	\$7,000	\$0	0%
1021	633009	Flre Training Supplies	\$7,981	\$6,000	\$6,000	\$0	0%
1021	633023	Small Tools	\$5,761	\$19,389	\$17,700	(\$1,689)	-9%
1021	633027	Other Sup - Other	\$4,968	\$65,000	\$65,000	\$0	0%
1021	633029	MV Sup - Tires/Tube/Chain	\$6,912	\$5,500	\$6,500	\$1,000	18%
1021	633030	MV Sup - Gas & Oil	\$5,454	\$10,500	\$8,000	(\$2,500)	-24%
1021	633050	EMS Program Exp	\$0	\$5,000	\$5,000	\$0	0%
1021	640000	Telephone	\$5,617	\$8,300	\$7,500	(\$800)	-10%
1021	641000	Water/Sewer	\$7,212	\$7,560	\$7,560	\$0	0%
1021	641001	Natural Gas	\$15,930	\$20,000	\$18,000	(\$2,000)	-10%
1021	641002	Electricity	\$24,354	\$30,000	\$30,000	\$0	0%
1021	641003	Bottled Gas	\$585	\$1,500	\$1,000	(\$500)	-33%
1021	641005	Diesel	\$35,176	\$25,000	\$25,000	\$0	0%
1021	642000	Postage	\$435	\$750	\$750	\$0	0%
1021	650010	Capital Reserve - EMS	\$0	\$150,000	\$150,000	\$0	0%
1021	653030	EMS Communication Equipment	\$0	\$9,000	\$9,000	\$0	0%
1021	654000	Computer Software	\$0	\$2,000	\$2,000	\$0	0%
Total			\$4,506,681	\$5,312,436	\$5,446,588	\$134,152	2.53%
Police							
1022	611000	Regular Salaries	\$3,723,372	\$3,676,609	\$3,681,594	\$4,985	0%
1022	612001	Volunteers in Police	\$300	\$500	\$400	(\$100)	-20%
1022	613000	OT - Regular	\$59,694	\$48,000	\$50,000	\$2,000	4%
1022	613001	OT - Vacation Replacement	\$17,134	\$35,000	\$35,000	\$0	0%
1022	613002	OT - Sick Replace LT	\$13,366	\$27,000	\$27,000	\$0	0%
1022	613004	OT - Mandatory Training	\$591	\$1,500	\$1,000	(\$500)	-33%
1022	613006	OT - Court	\$11,148	\$25,000	\$15,000	(\$10,000)	-40%
1022	613035	OT-Special Events	\$9,289	\$19,000	\$19,000	\$0	0%
1022	614000	Extra Pay - On Call	\$14,520	\$17,300	\$14,300	(\$3,000)	-17%
1022	614002	Holiday Pay	\$152,799	\$150,000	\$155,000	\$5,000	3%
1022	614003	Longevity Bonus	\$900	\$0	\$800	\$800	100%
1022	614004	Educational Incentive	\$7,958	\$7,000	\$7,000	\$0	0%
1022	614005	Sick Leave Incentive	\$0	\$5,000	\$5,000	\$0	0%
1022	615000	Uniform Allowance	\$24,412	\$39,000	\$39,000	\$0	0%

Account Title			FY 2020	FY 2021	FY 2022	Increase /	Percentage
			Actual	Approved	Council Approved	Decrease	Increase
1022	616000	Physicals	\$1,607	\$1,200	\$1,600	\$400	33%
1022	616001	Safety Compliance	\$1,693	\$1,350	\$3,150	\$1,800	133%
1022	628000	PS - Gen/Professional	\$6,996	\$8,000	\$8,000	\$0	0%
1022	628004	PS - Testing	\$1,920	\$1,200	\$1,400	\$200	17%
1022	628006	PS - Animal Control	\$33,142	\$37,000	\$37,000	\$0	0%
1022	628013	PS - Uniform Clean/Laundry	\$22,180	\$23,320	\$22,880	(\$440)	-2%
1022	628019	Repairs - Buildings	\$83	\$500	\$500	\$0	0%
1022	628020	Repairs - Vehicles	\$13,665	\$21,000	\$17,000	(\$4,000)	-19%
1022	628021	Repairs - Equipment	\$4,138	\$5,750	\$5,750	\$0	0%
1022	628026	Repairs - Maintenance Contract	\$2,539	\$5,000	\$9,500	\$4,500	90%
1022	629000	Training & Tuition	\$29,105	\$45,113	\$40,000	(\$5,113)	-11%
1022	629002	Travel - Seminar Costs	\$1,687	\$6,000	\$6,000	\$0	0%
1022	631000	Reports, Printing, & Binding	\$3,291	\$3,700	\$3,700	\$0	0%
1022	632000	Dues & Subscriptions	\$10,799	\$7,500	\$7,500	\$0	0%
1022	633000	Office Supplies	\$2,005	\$3,000	\$2,500	(\$500)	-17%
1022	633001	Operating Supplies	\$13,221	\$27,165	\$27,150	(\$15)	0%
1022	633029	MV Sup - Tires/Tube/Chain	\$12,619	\$16,500	\$16,500	\$0	0%
1022	633030	MV Sup - Gas & Oil	\$56,682	\$52,500	\$57,000	\$4,500	9%
1022	640000	Telephone	\$19,253	\$20,000	\$25,500	\$5,500	27%
1022	642000	Postage	\$854	\$1,200	\$1,200	\$0	0%
Total			\$4,272,959	\$4,337,907	\$4,343,924	\$6,017	0.14%
Recreation and Sports Tourism							
1030	611000	Regular Salaries	\$326,430	\$267,559	\$320,779	\$53,220	20%
1030	612007	Sal. - Recreation Part-Time	\$30,613	\$32,000	\$32,000	\$0	0%
1030	613000	OT - Regular	\$2,754	\$2,500	\$2,500	\$0	0%
1030	615000	Uniform Allowance	\$183	\$400	\$400	\$0	0%
1030	628000	PS - Gen/Professional	\$15,517	\$17,263	\$15,000	(\$2,263)	-13%
1030	628019	Repairs - Buildings	\$27,866	\$12,000	\$12,000	\$0	0%
1030	628020	Repairs - Vehicles	\$1,285	\$2,500	\$2,500	\$0	0%
1030	628021	Repairs - Equipment	\$2,507	\$1,000	\$1,000	\$0	0%
1030	628026	Repairs - Maintenance Contract	\$3,788	\$3,350	\$3,350	\$0	0%
1030	628950	Community Programs	\$27,197	\$73,000	\$75,500	\$2,500	3%
1030	629000	Training & Tuition	\$1,828	\$3,000	\$3,000	\$0	0%

Account Title			FY 2020	FY 2021	FY 2022	Increase /	Percentage
			Actual	Approved	Council Approved	Decrease	Increase
1030	629001	Travel - Mileage Reimbursement	\$0	\$500	\$500	\$0	0%
1030	632000	Dues & Subscriptions	\$3,734	\$3,200	\$3,700	\$500	16%
1030	633000	Office Supplies	\$6,516	\$4,500	\$4,500	\$0	0%
1030	633001	Operating Supplies	\$5,672	\$10,000	\$5,000	(\$5,000)	-50%
1030	633003	Other Sup - Janitorial	\$14,910	\$12,040	\$6,000	(\$6,040)	-50%
1030	633007	Other Sup - Maintenance	\$1,533	\$6,800	\$7,000	\$200	3%
1030	633011	Medical Supplies	\$700	\$450	\$450	\$0	0%
1030	633029	MV Sup - Tires/Tube/Chain	\$0	\$750	\$1,500	\$750	100%
1030	633030	MV Sup - Gas & Oil	\$1,097	\$1,125	\$1,500	\$375	33%
1030	640000	Comm - Telephone	\$2,736	\$3,940	\$4,540	\$600	15%
1030	641000	Utilities - Water/Sewer	\$12,340	\$17,800	\$17,800	\$0	0%
1030	641001	Utilities - Natural Gas	\$20,153	\$36,500	\$43,670	\$7,170	20%
1030	641002	Utilities - Electricity	\$12,717	\$16,250	\$19,517	\$3,267	20%
1030	642000	Comm - Postage	\$172	\$350	\$350	\$0	0%
Total			\$522,249	\$528,777	\$584,056	\$55,279	10.45%
Health and Social Serv Assist							
1032	628028	Electrical	\$242	\$4,000	\$3,500	(\$500)	-12%
1032	628029	Medical	\$160	\$3,500	\$3,000	(\$500)	-14%
1032	628030	Burial	\$2,787	\$5,125	\$5,125	\$0	0%
1032	628031	Fuel	\$0	\$1,000	\$1,000	\$0	0%
1032	628032	Provisions	\$4,919	\$6,000	\$6,000	\$0	0%
1032	628033	Rent	\$61,626	\$100,000	\$100,000	\$0	0%
1032	628034	Other	\$677	\$1,250	\$1,250	\$0	0%
Total			\$70,410	\$120,875	\$119,875	(\$1,000)	-0.83%
Public Works							
1042	611000	Regular Salaries	\$2,607,330	\$2,687,125	\$2,742,078	\$54,953	2%
1042	613000	OT - Regular	\$23,941	\$41,368	\$42,000	\$632	2%
1042	613015	OT - Winter Road Maintenance	\$194,516	\$200,748	\$203,000	\$2,252	1%
1042	613016	OT - Fleet Services	\$7	\$1,000	\$1,000	\$0	0%
1042	613019	OT - Sand Removal	\$0	\$1,658	\$1,658	\$0	0%
1042	614003	Longevity Bonus	\$400	\$1,700	\$1,600	(\$100)	-6%
1042	614004	Educational Incentive	\$8,000	\$8,400	\$9,000	\$600	7%

Account Title			FY 2020	FY 2021	FY 2022	Increase /	Percentage
			Actual	Approved	Council Approved	Decrease	Increase
1042	614005	Sick Leave Incentive	\$4,278	\$9,150	\$9,150	\$0	0%
1042	615000	Uniform Allowance	\$42,451	\$37,001	\$37,000	(\$1)	0%
1042	616001	OSHA Safety Costs	\$7,978	\$9,090	\$9,090	\$0	0%
1042	628000	PS - Gen/Professional	\$174,356	\$221,270	\$210,300	(\$10,970)	-5%
1042	628005	PS - Water Quality Monitoring	\$13,998	\$24,472	\$22,000	(\$2,472)	-10%
1042	628007	PS-Snow Removal	\$0	\$9,000	\$9,000	\$0	0%
1042	628008	PS - Recording Fee	\$0	\$250	\$250	\$0	0%
1042	628010	PS - Tree Removal	\$7,760	\$11,000	\$11,000	\$0	0%
1042	628012	PS - Centerline Striping	\$164,030	\$181,892	\$185,400	\$3,508	2%
1042	628019	Repairs - Buildings	\$9,464	\$20,607	\$19,500	(\$1,107)	-5%
1042	628020	Repairs - Vehicles	\$16,160	\$47,417	\$47,150	(\$267)	-1%
1042	628021	Repairs - Equipment	\$3,375	\$22,300	\$22,300	\$0	0%
1042	628023	Repairs - Radio Equipment	\$1,906	\$3,167	\$2,500	(\$667)	-21%
1042	629000	Training & Tuition	\$7,470	\$17,265	\$17,265	\$0	0%
1042	629001	Travel - Mileage Reimbursement	\$248	\$500	\$500	\$0	0%
1042	629002	Travel - Seminar Costs	\$0	\$500	\$500	\$0	0%
1042	631000	Reports, Printing, & Binding	\$3,177	\$3,000	\$2,500	(\$500)	-17%
1042	632000	Dues & Subscriptions	\$12,368	\$11,429	\$10,813	(\$616)	-5%
1042	633000	Office Supplies	\$4,243	\$3,360	\$3,500	\$140	4%
1042	633001	Other Sup - Operating	(\$325)	\$2,824	\$2,824	\$0	0%
1042	633007	Other Sup - Maintenance	\$52,176	\$49,682	\$47,750	(\$1,932)	-4%
1042	633010	Other Supplies-Welding	\$17,117	\$19,250	\$19,250	\$0	0%
1042	633013	Other Sup - Traffic Paint	\$650	\$3,539	\$3,539	\$0	0%
1042	633014	Other Sup - Sign Material	\$19,602	\$36,728	\$32,220	(\$4,508)	-12%
1042	633015	Other Sup - Pre-Mix Asphalt	\$165,724	\$151,165	\$150,000	(\$1,165)	-1%
1042	633016	Other Sup - Culvert/Basin	\$23,192	\$40,648	\$32,220	(\$8,428)	-21%
1042	633017	Other Sup - Bridge/Fence	\$1,146	\$16,215	\$5,775	(\$10,440)	-64%
1042	633018	Other Sup - Loam/Seed	\$3,544	\$12,734	\$12,734	\$0	0%
1042	633019	Other Sup - Calcium Chloride	\$6,241	\$7,521	\$12,876	\$5,355	71%
1042	633020	Other Sup - Road Salt	\$308,482	\$244,440	\$265,000	\$20,560	8%
1042	633021	Other Sup - Safety Equipment	\$16,561	\$20,688	\$20,688	\$0	0%
1042	633023	Other Sup - Small Tools	\$21,508	\$26,130	\$26,500	\$370	1%
1042	633024	Other Sup - Gravel	\$68,053	\$114,442	\$90,485	(\$23,957)	-21%

Account Title			FY 2020	FY 2021	FY 2022	Increase /	Percentage
			Actual	Approved	Council Approved	Decrease	Increase
1042	633025	Other Sup - MV Repair	\$87,642	\$146,729	\$131,700	(\$15,029)	-10%
1042	633026	Other Sup - Equipment Repl	\$88,005	\$76,006	\$75,285	(\$721)	-1%
1042	633029	MV Sup - Tires/Tube/Chain	\$55,262	\$65,000	\$65,000	\$0	0%
1042	633030	MV Sup - Gas & Oil	\$205,104	\$228,000	\$228,000	\$0	0%
1042	633031	MV Sup - Plow/Grader Blades	\$32,749	\$34,379	\$34,379	\$0	0%
1042	633032	MV Sup - Other	\$25,922	\$39,350	\$39,350	\$0	0%
1042	633035	Other Sup-Parks/Open Space	\$22,040	\$31,752	\$28,060	(\$3,692)	-12%
1042	640000	Comm - Telephone	\$11,969	\$12,648	\$12,648	\$0	0%
1042	641000	Utilities - Water/Sewer	\$6,894	\$7,697	\$8,961	\$1,264	16%
1042	641002	Utilities - Electricity	\$17,214	\$27,600	\$28,428	\$828	3%
1042	641004	Utilities - Heating Fuel	\$32,304	\$39,072	\$40,244	\$1,172	3%
1042	642000	Comm - Postage	\$228	\$400	\$400	\$0	0%
1042	643000	Leachate Hauling	\$18,901	\$19,797	\$18,000	(\$1,797)	-9%
1042	655200	Guard Rail Replacement	\$0	\$25,530	\$10,000	(\$15,530)	-61%
1042	655405	St Imp-Crack Seal	\$12,525	\$15,669	\$15,000	(\$669)	-4%
Total			\$4,627,887	\$5,090,305	\$5,077,370	(\$12,935)	-0.25%
Solid Waste Disposal							
1043	620000	Advertising	\$0	\$1,000	\$1,000	\$0	0%
1043	628014	PS - Solid Waste Disposal	\$356,445	\$400,000	\$430,000	\$30,000	7%
1043	628015	PS - Solid Waste Collection	\$456,248	\$471,280	\$478,350	\$7,070	2%
1043	628053	Recycling Disposal	\$65,629	\$75,000	\$75,000	\$0	0%
1043	628054	Recycling Collection	\$121,021	\$104,038	\$105,600	\$1,562	2%
Total			\$999,344	\$1,051,318	\$1,089,950	\$38,632	3.67%
County Tax							
1045	628908	County Taxes	\$2,482,721	\$2,629,938	\$2,611,080	(\$18,858)	-1%
Total			\$2,482,721	\$2,629,938	\$2,611,080	(\$18,858)	-0.72%
Arts and Culture - Auburn							
1049	628917	Arts & Culture - Auburn	\$0	\$10,000	\$10,000	\$0	0%
Total			\$0	\$10,000	\$10,000	\$0	0.00%
Public Library							
1050	628900	Public Library	\$1,006,217	\$1,031,533	\$1,052,163	\$20,630	2%

Account Title			FY 2020 Actual	FY 2021 Approved	FY 2022 Council Approved	Increase / Decrease	Percentage Increase
Total			\$1,006,217	\$1,031,533	\$1,052,163	\$20,630	2.00%
Transfer to TIF							
1051	900001	Transfer Out	\$2,918,285	\$3,049,803	\$3,049,803	\$0	0%
Total			\$2,918,285	\$3,049,803	\$3,049,803	\$0	0.00%
Water & Sewer							
1052	643002	Public Fire Protection Fee	\$669,837	\$792,716	\$792,716	\$0	0%
Total			\$669,837	\$792,716	\$792,716	\$0	0.00%
Tax Sharing							
1053	628909	Tax Sharing	\$225,640	\$260,000	\$260,000	\$0	0%
Total			\$225,640	\$260,000	\$260,000	\$0	0.00%
Auburn-Lewiston Airport							
1054	628911	Aub-Lew Airport	\$189,589	\$170,000	\$177,000	\$7,000	4%
Total			\$189,589	\$170,000	\$177,000	\$7,000	4.12%
LA Transit Committee							
1056	628913	Lew-Aub Transit	\$331,138	\$331,138	\$225,000	(\$106,138)	-32%
Total			\$331,138	\$331,138	\$225,000	(\$106,138)	-32.05%
LA-911							
1057	628914	Lew-Aub 911	\$1,134,303	\$1,134,304	\$1,161,479	\$27,175	2%
Total			\$1,134,303	\$1,134,304	\$1,161,479	\$27,175	2.40%
Education							
1070	600000	Education Expenditures	\$44,786,829	\$45,802,612	\$48,341,366	\$2,538,754	8%
Total			\$44,786,829	\$45,802,612	\$48,341,366	\$2,538,754	5.54%

CITY OF AUBURN
CITYWIDE FIVE YEAR - CAPITAL IMPROVEMENT PLAN
FY 22 - FY 26

Description	FY22	FY23	FY24	FY25	FY26
AUBURN-LEWISTON AIRPORT					
Airport Landside Terminal Parking Lot		\$ 250,000			
Update Snow Removal Equipment	\$ 175,000				
Reconstruct East Side Airport Parking Apron and Helipad and EA for Helipad	\$ 228,750	\$ 262,500			
Hangar Door Repair		\$ 75,000			
Environmental Assessment for Helipad		\$ 5,625			
Replace Perimeter Fence		\$ 17,500			
Addition Vehicle Storage			\$ 250,000		
Fuel Storage				\$ 250,000	
Construct Corporate Hangar			\$ 375,000	\$ 600,000	
Replace Airport Managers Vehicle			\$ 17,500		
Pavement Maintenance					\$ 20,000
TOTAL AUBURN-LEWISTON AIRPORT	\$ 403,750	\$ 610,625	\$ 642,500	\$ 850,000	\$ 20,000
CITY CLERK					
Record Restoration	\$ 100,000	\$ 100,000	\$ 100,000	\$ 100,000	\$ 100,000
Fire Proof Vault Construction			\$ 100,000		
TOTAL CITY CLERK	\$ 100,000	\$ 100,000	\$ 200,000	\$ 100,000	\$ 100,000
ECONOMIC AND COMMUNITY DEVELOPMENT					
<u>Economic Development & Planning</u>					
New Auburn Village Center Revitalization	\$ 100,000	\$ 400,000			
Dangerous Building Demolition		\$ 100,000	\$ 100,000	\$ 200,000	
Comprehensive Plan Program	\$ 225,000	\$ 400,000	\$ 400,000	\$ 400,000	
Great Falls Plaza Vision		\$ 100,000	\$ 500,000	\$ 500,000	\$ 500,000
Inspection Vehicle Replacement	\$ 24,000				
Downtown Parking and Walkability-Grant Match	\$ 100,000	\$ 1,507,000	\$ 500,000	\$ 400,000	\$ 400,000
<u>Electrical</u>					
Municipal Roadway Lighting Inventory	\$ 5,000	\$ 5,000	\$ 5,000	\$ 5,000	
Electrical Division bucket truck replacement			\$ 180,000		
Relamp traffic signal LED	\$ 22,500				
Electrical Division-Vehicle Replacement		\$ 38,000			
Vehicle x 3 /portable x 2 Communication Radios 800 HZ	\$ 8,750	\$ 8,750			
Main st. underground signal conduit repair	\$ 10,000	\$ 10,000			
TOTAL ECONOMIC AND COMMUNITY DEVELOPMENT	\$ 495,250	\$ 2,568,750	\$ 1,685,000	\$ 1,505,000	\$ 900,000
FACILITIES					
Public Safety Facility	\$200,000	\$ 210,000	\$ 4,100,000	\$ 19,300,000	\$ 255,000
Engine 5 Reception Area Renovations/Supervisors Office				\$40,000	
*Engine 5 Heat Pump/AC Installation			\$25,000		

CITY OF AUBURN
CITYWIDE FIVE YEAR - CAPITAL IMPROVEMENT PLAN
FY 22 - FY 26

Description	FY22	FY23	FY24	FY25	FY26
Festival Plaza Rehabilitation Project	\$100,000	\$200,000			
Hasty HVAC/Efficiency Upgrade	\$375,000	.			
*Engine 2 Heat Pump/Ac Installation		\$20,000			
*Central Fire Window Replacement			\$80,000		
*Engine 5 Gender Friendly accommodations/Restroom upgrades		\$70,000			
Intermodal Facility			\$15,000		
Auburn Hall Lighting LED/Lighting Control conversion		\$60,000			
*Engine 5 Window Replacement		\$40,000			
*Central Fire Gender Friendly accommodations/Restroom upgrades		\$120,000			
*Central Fire Replace Air Handler			\$150,000		
Public Works Life Safety/Code Compliance Correction			\$75,000		
Public Works Repoint Brick			\$42,000	\$42,000	
*Central Fire Boiler Replacement				\$75,000	
*Central Fire Install Fire Sprinkler and Fire Alarm System				\$120,000	
Auburn Hall Building envelope repairs					\$90,000
TOTAL FACILITIES	\$ 675,000	\$ 720,000	\$ 4,487,000	\$ 19,577,000	\$ 345,000
FIRE DEPARTMENT					
Fire					
Apparatus Replacement	\$ 45,000	\$ 700,000	\$ 1,300,000	\$ 40,000	\$ 200,000
Fire Hose Replacement					\$ 40,000
Extrication equipment replacement		\$ 35,000		\$ 50,000	
Air-pac replacement	\$ 280,000				
Rescue Boat Replacement				\$ 30,000	
UTV/Rescue equipment	\$ 30,000				
Cascade air fill station system replacement					\$ 60,000
Total Fire	\$ 355,000	\$ 735,000	\$ 1,300,000	\$ 120,000	\$ 300,000
EMS					
Ambulance Replacement			\$ 165,000		
Cardiac monitors	\$ 30,000				\$ 30,000
Stretcher Replacement		\$ 21,000	\$ 21,000	\$ -	\$ 21,000
Chest Compression Systems	\$ 55,000				
Training simulator mannequin		\$ 30,000			
Total EMS	\$ 85,000	\$ 51,000	\$ 186,000	\$ -	\$ 51,000
TOTAL FIRE DEPARTMENT	\$ 440,000	\$ 786,000	\$ 1,486,000	\$ 120,000	\$ 351,000
INFORMATION TECHNOLOGY					
Eagle-View Oblique Imagery-GIS/Assessing	\$ 50,000		\$ 50,000		\$ 50,000
Fiber Rollout	\$ 43,000	\$ 43,000	\$ 43,000		
TOTAL INFORMATION TECHNOLOGY	\$ 93,000	\$ 43,000	\$ 93,000	\$ -	\$ 50,000
LATC (Auburn's share)					
Bus Replacement	\$ 50,000				

CITY OF AUBURN
CITYWIDE FIVE YEAR - CAPITAL IMPROVEMENT PLAN
FY 22 - FY 26

Description	FY22	FY23	FY24	FY25	FY26
TOTAL LATC	\$ 50,000	\$ -	\$ -	\$ -	\$ -
LA911 (Auburn's share)					
Server Infrastructure Replacement		\$ 300,000			
Communications Center				\$ 1,000,000	
TOTAL LA911	\$ -	\$ 300,000	\$ -	\$ 1,000,000	\$ -
POLICE DEPARTMENT					
Vehicle Replacement	\$ 265,000	\$ 265,000	\$ 265,000	\$ 265,000	\$ 265,000
Cruiser Camera System Replacement					\$ 200,000
Body worn Cameras	\$ 277,000				
Police Motorcycle Purchase	\$ 18,000				
Ballistic Shield Replacement	\$ 60,000				
Gym Equipment Replacement		\$ 25,000			
Digital Mapping Equipment	\$ 20,000				
Patrol Rifle Replacement		\$ 35,000			
Mobile Printers & Fingerprint Readers		\$ 50,000			
Emergency Operations Center Upgrade		\$ 50,000			
TASER Upgrade			\$ 88,000		
Mobile Data Terminal Replacement			\$ 108,000		
Command Vehicle Replacement				\$ 300,000	
TOTAL POLICE DEPARTMENT	\$ 640,000	\$ 425,000	\$ 461,000	\$ 565,000	\$ 465,000
PUBLIC WORKS					
Engineering					
Reconstruction	\$ 2,000,000	\$ 3,000,000	\$ 3,000,000	\$ 3,000,000	\$ 2,000,000
Reclamation	\$ 3,000,000	\$ 2,000,000	\$ 2,000,000	\$ 2,000,000	\$ 3,000,000
Major Drainage	\$ 1,000,000	\$ 1,000,000	\$ 1,000,000	\$ 1,000,000	\$ 1,000,000
MDOT Match	\$ 900,000	\$ 800,000	\$ 500,000	\$ 1,000,000	\$ 1,000,000
Resurfacing	\$ 1,000,000	\$ 1,000,000	\$ 1,000,000	\$ 1,000,000	\$ 1,000,000
Sidewalks	\$ 100,000	\$ 100,000	\$ 100,000	\$ 100,000	\$ 100,000
Total Engineering	\$ 8,000,000	\$ 7,900,000	\$ 7,600,000	\$ 8,100,000	\$ 8,100,000
Public Works					
Replace 7 yard plow trucks (plowing/sanding and roadway maintenance)		\$ 209,000	\$ 418,000	\$ 209,000	\$ 209,000
Replace 12 yard plow trucks (plowing/sanding and roadway maintenance)	\$ 232,000	\$ 232,000		\$ 232,000	\$ 232,000
Replace front end loader (loading materials and snow removal)			\$ 150,000		\$ 225,000
Replace Street Sweeper (sand and debris removal from roadways)		\$ 235,000			
Grader (used)			\$ 250,000		
Portable Lift System		\$ 63,000			

CITY OF AUBURN
CITYWIDE FIVE YEAR - CAPITAL IMPROVEMENT PLAN
FY 22 - FY 26

Description	FY22	FY23	FY24	FY25	FY26
Replace One Ton Trucks (parks and roadway maintenance)	\$ 67,000		\$ 67,000		\$ 67,000
Replace Pickups (parks and roadway maintenance)	\$ 50,000			\$ 67,000	\$ 50,000
Hot Box Pavement Reclaimer			\$ 46,000		
Backhoe		\$ 140,000			
Replace tracked excavator (drainage/roadway maintenance)	\$ 260,000				
Replace multi-use tractor (sidewalk maintenance and mowing)	\$ 160,000			\$ 160,000	
14' Dump Body Replacement		\$ 30,000			
Sander		\$ 30,000			
Replace tractor (haul)	\$ 50,000				
Total Public Works	\$ 819,000	\$ 939,000	\$ 931,000	\$ 668,000	\$ 783,000
TOTAL PUBLIC WORKS	\$ 8,819,000	\$ 8,839,000	\$ 8,531,000	\$ 8,768,000	\$ 8,883,000
RECREATION & SPORTS FACILITIES					
Recreation					
Athletic Field Complex Phase I					
Pettingill Parking Expansion (Study or Design)		\$ 50,000	\$ 150,000	\$ 50,000	
Union St Park/Chestnut upgrades (Futsal Court)	\$ 90,000	\$ 50,000	\$ 50,000	\$ 25,000	\$ 25,000
Park Upgrades (Signage, Parking, Fence, Amenities)	\$ 50,000	\$ 50,000	\$ 50,000	\$ 50,000	\$ 50,000
Municipal Beach (Park Updates and Water Study)	\$ 100,000				
Pettengill Field Renovation (Lights, Press Box)	\$ 350,000	\$ 50,000			
Playground Equipment (Accessible/Inclusive)	\$ 25,000	\$ 25,000	\$ 25,000	\$ 25,000	\$ 25,000
Public Art	\$ 25,000	\$ 25,000	\$ 25,000	\$ 25,000	\$ 25,000
Tot Lot Upgrades (Design)	\$ 25,000	\$ 50,000	\$ 100,000		
14 Passenger Van (replace)		\$ 20,000			
Dog Park		\$ 15,000			
Electronic Signage		\$ 25,000			
Hasty Sprinkler System		\$ 100,000			
Security for Pettengill Park (Park and Playgorund)		\$ 25,000			
Parking Lot Striping				\$ 20,000	
Trail Upgrade, Development, Signage and Connectivity	\$ 60,000	\$ 60,000	\$ 60,000	\$ 60,000	\$ 60,000
Truck			\$ 30,000		
Total Recreation	\$ 725,000	\$ 545,000	\$ 490,000	\$ 255,000	\$ 185,000
Ingersoll Turf Facility					
Connecting Hasty and Ingersoll Turf Facility			*TBD		
Mezzanine Viewing area		\$ 66,000			
Exterior Signage			\$ 30,000		
Central Air Conditioning	\$ 140,000				
Sports Floor Covering		\$ 50,000			
Sports Equipment		\$ 25,000	\$ 25,000		
Total Ingersoll Turf Facility	\$ 140,000	\$ 141,000	\$ 55,000	\$ -	\$ -

**CITY OF AUBURN
CITYWIDE FIVE YEAR - CAPITAL IMPROVEMENT PLAN
FY 22 - FY 26**

Description	FY22	FY23	FY24	FY25	FY26
NSB Arena					
Dehumidification System	\$ 20,000				
RO Water Treatment System	\$ 35,000				
Rubber Flooring Replacement	\$ 20,000				
Jet Ice Paint Cart	\$ 7,000				
Parking Lot Striping	\$ 5,000				
Zamboni Electric Edger	\$ 10,000				
Building Expansion	\$ 250,000	\$ 250,000	\$ 250,000	\$ 250,000	
Rink 2 Removal		\$ 30,000			\$ 30,000
New Ice Resurfacer		\$ 150,000			
Portable Stage			\$ 75,000		
Event Chairs			\$ 100,000		
Total NSB Arena	\$ 347,000	\$ 430,000	\$ 425,000	\$ 250,000	\$ 30,000
TOTAL RECREATION & SPORTS FACILITIES	\$ 1,212,000	\$ 1,116,000	\$ 970,000	\$ 505,000	\$ 215,000
EDUCATION (See attached list)	\$ 1,500,000				
TOTAL CIP	\$ 14,428,000	\$ 15,508,375	\$ 18,555,500	\$ 32,990,000	\$ 11,329,000

**CAPITAL IMPROVEMENT PLAN
FY 22 BONDS**

	Description		TOTAL	Page Detail
Airport	Snow Removal Equipment		\$ 125,000	31
Airport	Reconstruct East Side Airport Parking Apron and Helipad		\$ 78,750	32-33
Econ Dev & Planning	Inspection Vehicle		\$ 24,000	34
Econ Dev & Planning	Comprehensive Plan		\$ 800,000	
Facilities	Public Safety Facility		\$ 200,000	35
Facilities	Festival Plaza Rehabilitation Project		\$ 100,000	36
Facilities	Hasty HVAC/Efficiency Upgrade		\$ 375,000	37
Fire	Apparatus Replacement		\$ 45,000	38
Fire	Air Pack Replacement		\$ 280,000	39
Fire	UTV/Rescue Equipment		\$ 30,000	40
IT	Eagle-View Oblique GIS/Assessing		\$ 50,000	
IT	Fiber Rollout		\$ 43,000	
Police	Vehicle Replacement		\$ 159,000	41
Police	Body Worn Cameras		\$ 170,000	42
Police	Police Motorcycle Purchase		\$ 18,000	43
Engineering	Reclamation		\$ 1,275,000	44
Engineering	Reconstruction		\$ 1,000,000	45
Engineering	Major Drainage		\$ 725,000	46
Engineering	MDOT Match		\$ 900,000	47
Engineering	Resurfacing		\$ 1,000,000	48
Public Works	Replace 12 yard plow trucks		\$ 232,000	49
Public Works	Replace Tracked Excavator		\$ 260,000	50
Public Works	Replace Multi Use Tractor		\$ 160,000	51
Recreation	Playground Upgrades (Amendment during 1st Reading)		\$ 1,300,000	
Recreation	Union St. Park/Chestnut Park Upgrades (Futsal Court)		\$ 90,000	52
Recreation	Park Upgrades (Signage, Parking, Fencing Amenities)		\$ 50,000	53
Recreation	Pettengill Field Renovation (Lights and Press Box)		\$ 350,000	54
NSB Arena	Dehumidification System		\$ 20,000	55
NSB Arena	RO Water Treatment System		\$ 35,000	56
School Departments	School Projects		\$ 1,250,000	
Administration	Contingency		\$ 5,250	
TOTAL BOND CIP			\$ 11,150,000	

CAPITAL IMPROVEMENT PLAN

FY 22 Unallocated

Description		Unallocated Bond Proceeds	Page Detail
Airport	Snow Removal Equipment	\$ 50,000	31
Airport	Reconstruct East Side Airport Parking Apron and Helipad	\$ 150,000	32
City Clerk	Record Restoration	\$ 50,000	
Recreation	Public Art	\$ 25,000	57
Recreation	Trail Upgrade, Development, Signage and Connectivity	\$ 60,000	53
TOTAL UNALLOCATED CIP		\$ 335,000	

FY 22 Other Funds

Description		Funds	Total	Page Detail
Economic Development	New Auburn Village Center Revitalization	TIF	\$ 100,000	
Economic Development	Great Falls Plaza Vision	TIF	\$ 100,000	58
Fire/EMS	Cardiac Monitors	EMS Capital Reserve	\$ 30,000	59
Fire/EMS	Chest Compression Systems	EMS Capital Reserve	\$ 55,000	60
Ingersoll Turf Facility	Central Air Conditioning	Ingersoll Fund Bal	\$ 140,000	61
TOTAL OTHER CIP			\$ 425,000	

TOTAL FY 22 CAPITAL IMPROVEMENT PLAN		\$ 11,910,000	
---	--	----------------------	--

**FY 2022 Lewiston Capital Improvement Program
Project Description Form**

Project Title: Update Snow Removal Equipment

Operational Funding Division: Airport **Project Name:** Master Plan Update

Est. Total Cost FY 2022:	350,000	Est. Total Cost FY 2022-2026:	350,000
City Share FY 2022:	175,000	City Share FY 2022-2026:	175,000

Project Description:

This project was approved by Lewiston last budget year but not by Auburn and is resubmitted for both Cities. The purpose of this project is to replace our wheeled loader with newer, more powerful model and a wider snow pusher to clear more pavement in less time.

Consistency with the Comprehensive or Strategic Plans or other related planning documents:

Wheeled Loader is an integral part of the airport's snow recovery plan. The airport snow recovery plan is the basis for restoring airport operations after each winter weather event.

Justification for project implementation/construction and segments, if applicable:

Current wheeled loader is 1995 John Deere 544 with only 124 horsepower and 9000 hours. We are looking to increase the horsepower rating to the 200 horsepower level because development of additional plowable pavement the airport requires a machine able to perform at levels above what the current machine is capable. As more is being demanded from the current wheeled loader, it is simultaneously starting to show more signs of age and wear. Although currently marginally affordable, the current wheeled loader will require major maintenance soon.

Future maintenance costs if known, including contracts and special service requirements:

Future costs will be bourn by the airport through operations budget.

How were cost estimates obtained and expenditure commitment:

Cost is based on product literature and will require bidding.

FUNDING SOURCES

<u>Source</u>	<u>Amount</u>				
City Operating Budget					
City Bond Issue	175,000				
Federal/State Funding		Agency:	<u>FAA/MDOT</u>	Approval Received?	Yes No
Other Agency/Municipality	175,000	Agency:	<u>Auburn</u>	Approval Received?	Yes No
Total Project Costs	350,000				

IMPLEMENTATION SCHEDULE (Fiscal Years)

	<u>2022</u>	<u>2023</u>	<u>2024</u>	<u>2025</u>	<u>2026</u>	<u>Future</u>
Total Project Cost	350,000					
Non-City Share	175,000					
City Share	175,000	0	0	0	0	0

Attach on separate page(s)/sheet additional information (if needed)

FY22 Lewiston Capital Improvement Program Project Description Form

Project Title: Reconstruct Aircraft Parking Apron

Operational Funding Division: Airport **Project Name:** Reconstruct East Ramp

Est. Total Cost FY22:	1,360,000	Est. Total Cost FY22-FY26:	1,885,000
City Share FY22:	228,750	City Share FY22-FY26:	491,250

Project Description:

This project is the reconstruction of a portion of the East Ramp pavement. This project is split into two phases to reduce the expense of the project on the Sponsors. See attached Diagram for more information.

Consistency with the Comprehensive or Strategic Plans or other related planning documents:

This project is consistent with the cities Comprehensive plan and will be reflected in a Airport Master Plan update that is schedule for FY 22.

Justification for project implementation/construction and segments, if applicable:

The scope of this project is larger than previously submitted due to engineering and Maine Department of Environmental Protection requirements that were not expected in earlier submissions. The maintenance of pavement standards for all of the airport's aircraft movement area pavement is required through USDOT Grant Assurances. The last pavement evaluation by Me DOT showed this as the only near FAILED pavement on Auburn Lewiston Airport. Also consider, this is the last year this project will be consider by FAA for Airport Improvement Program funding until FY 2025.

Future maintenance costs if known, including contracts and special service requirements:

Future maintenance costs if known, including contracts and special service requirements will be bourn by airport through operations budgeting.

How were cost estimates obtained and expenditure commitment:

Cost was obtained from consulting engineer .

FUNDING SOURCES

Source	Amount				
City Operating Budget					
City Bond Issue	491,250				
Federal/State Funding	902,500	Agency:	<u>FAA/ Me DOT</u>	Approval Received?	<u>Yes</u>
Other Agency/Municipality	491,250	Agency:	<u>City of Auburn</u>	Approval Received?	<u>Yes No</u>
Total Project Costs	1,885,000				

IMPLEMENTATION SCHEDULE (Fiscal Years)

	2022	2023	2024	2025	2026	Future
Total Project Cost	1,360,000	525,000				
Non-City Share	1,131,250	262,500				
City Share	228,750	262,500	0	0	0	0

Attach on separate page(s)/sheet additional information (if needed)

Crosshatched area is not eligible for AIP and the airport's responsibility only
Solid Green area is removed pavement that will reduce future maintenance costs.





City of Auburn, Maine FY2021 Capital Improvement Program Project Description Worksheet

FiscalYear: 2022

Priority: High

Project Title: Inspection Vehicle

Project Purpose: Expanded service

Department: Economic and Community Developm

Project Description: We are issuing record permit numbers and trying to be responsive to customer needs. Contractors expect prompt inspections/code follow up and scheduling a vehicle has been increasingly challenging and the 2008 Ford Focus is beginning to need substantial repairs.

Location: Various

Justification: We are taking on more tasks and reviewing record permit numbers. Vehicle would be shared between Marijuana Licensing Specialist and CCOs.

Useful Life: 15 Yrs

Cost FY 2022	Cost FY 2023:	Cost FY 2024:	Cost FY 2025:	Cost FY 2026:	Cost after 6 years:	Total Cost
\$24,000	\$0	\$0	\$0	\$0		

Cost breakdown and funding source(s)



City of Auburn, Maine
 FY2021 Capital Improvement Program
 Project Description Worksheet

FiscalYear: 2022

Priority: Very High

Project Title: Public Safety Facility

Project Purpose: Capital Planning

Department: Facilities

- Project Description:**
- 1.Complete field investigations (Geotech, survey and wetlands) at the three location
 - 2.Update concept site plans based on field data
 - 3.Work with Police and Fire on refining programing to confirm size of required addition and develop a more detailed concept plan of the Shared Public Safety building
 - 4.Update project cost estimates based on additional data and conceptual plans

Location: Cental Fire Station

Justification:

Useful Life: 30 Yrs

Cost FY 2022	Cost FY 2023:	Cost FY 2024:	Cost FY 2025:	Cost FY 2026:	Cost after 6 years:	Total Cost
\$200,000	\$0	\$0	\$0	\$0		

Cost breakdown and funding source(s)



City of Auburn, Maine
 FY2021 Capital Improvement Program
 Project Description Worksheet

FiscalYear: 2022

Priority: High

Project Title: Festival Plaza Renovations

Project Purpose: Deteriorated Structure

Department: Facilities

Project Description: Improve and Add to existing design elements. Address deferred maintenance and repair existing structures.

Location: Festival Plaza

Justification: Festival Plaza was constructed in 2002, several elements are failing or in need of rehabilitation. All elements of the plaza should be reviewed, to either be updated or changed to match current usage and compliment investement in the downtown.



Useful Life: Yrs

Cost FY 2022	Cost FY 2023:	Cost FY 2024:	Cost FY 2025:	Cost FY 2026:	Cost after 6 years:	Total Cost
\$100,000	\$0	\$0	\$0	\$0		

Cost breakdown and funding source(s)



City of Auburn, Maine
 FY2021 Capital Improvement Program
 Project Description Worksheet

FiscalYear: 2022

Priority: Very High

Project Title: Hasty Community Center HVAC System Project

Project Purpose: Deteriorated Structure

Department: Facilities

Project Description: Installation of Gas fired Rooftop Units to supply heating /cooling and fresh air.

Location: Hasty Armory


Justification: The current steam piping is original to the building and is at the end of useful life. Leaks and repairs are becoming more frequent. The current system does not provide cooling, fresh air or filtration. The use of Hasty for childcare and education comined with the pandemic has elevated the need for climate control and air filtration.



Useful Life: 25 Yrs

Cost FY 2022	Cost FY 2023:	Cost FY 2024:	Cost FY 2025:	Cost FY 2026:	Cost after 6 years:	Total Cost
\$375,000	\$0	\$0	\$0	\$0		

Cost breakdown and funding source(s)



City of Auburn, Maine
 FY2021 Capital Improvement Program
 Project Description Worksheet

FiscalYear: 2022

Priority: High

Project Title: Fire Prevention Vehicle Replacement

Project Purpose: Vehicle Replacement

Department: Fire

Project Description: Replacement of the 2002 Ford Excursion used by the Fire Prevention Officer for emergency response, fire investigations, and for daily use for fire code inspections

Location: Cental Fire Station

Justification: The current vehicle is a 2002 with 140,000 miles on it. The vehicle currently has a leaking head gasket

Useful Life: 10 Yrs



Cost FY 2022	Cost FY 2023:	Cost FY 2024:	Cost FY 2025:	Cost FY 2026:	Cost after 6 years:	Total Cost
\$45,000	\$0	\$0	\$0	\$0		

Cost breakdown and funding source(s)



City of Auburn, Maine
 FY2021 Capital Improvement Program
 Project Description Worksheet

FiscalYear: 2022

Priority: High

Project Title: SCBA Replacement

Project Purpose: Scheduled replacement

Department: Fire

Project Description: Replacement of 34 Self Contained Breathing Apparatus to meet current safety standards. This equipment is required and protects firefighters from

Location: Cental Fire Station

Justification: 12 of our current SCBAs are 20 years old, and must be retired to meet NFPA standards. The remainder of our current SCBA's are ten years old. There have been two significant safety standard updates for breathing apparatus in this time. Industry standard is to remain within the last two equipment safety standard updates.



Useful Life: Yrs

Cost FY 2022	Cost FY 2023:	Cost FY 2024:	Cost FY 2025:	Cost FY 2026:	Cost after 6 years:	Total Cost
\$280,000	\$0	\$0	\$0	\$0		

Cost breakdown and funding source(s)



City of Auburn, Maine
 FY2021 Capital Improvement Program
 Project Description Worksheet

FiscalYear: 2022

Priority: High

Project Title: Forestry UTV and Skid Unit

Project Purpose: New Equipment

Department: Fire

Project Description: Purchase a UTV with a removable forest fire fighting skid unit and removable rescue skid unit.

Location: Cental Fire Station

Justification: There is a need for a small vehicle to access wooded areas for woods fire suppression operations. Our current forestry unit is a crew cab pickup truck with loose equipment stored in it. It's length makes it very hard to used in a woodland setting and it does not carry water. The proposed modular skid unit design would also allow us to use this unit for wilderness rescues/EMS operations, such as injured hikers at Mt Apatite.



Useful Life: 20 Yrs

Cost FY 2022	Cost FY 2023:	Cost FY 2024:	Cost FY 2025:	Cost FY 2026:	Cost after 6 years:	Total Cost
\$30,000	\$0	\$0	\$0	\$0		

Cost breakdown and funding source(s)



City of Auburn, Maine
 FY2021 Capital Improvement Program
 Project Description Worksheet

FiscalYear: 2022

Priority: Very High

Project Title: Scheduled Fleet Replacement

Project Purpose: Vehicle Replacement

Department: Police

Project Description: Scheduled replacement of five police vehicles.

Location:

Justification: The department has established a three-year life cycle for the patrol fleet and a five to seven year life cycle for support vehicles. Due to previous budget cuts, the service life of some patrol vehicles has been extended. This has increased vehicle repair costs significantly while drastically reducing trade-in value. The department will trade out a 2012 vehicle, two 2016 vehicles and two 2018 vehicles. The department will purchase five new police vehicles.

Useful Life: <5 Yrs



Cost FY 2022	Cost FY 2023:	Cost FY 2024:	Cost FY 2025:	Cost FY 2026:	Cost after 6 years:	Total Cost
\$265,000	\$0	\$0	\$0	\$0		

Cost breakdown and funding source(s)



City of Auburn, Maine
 FY2021 Capital Improvement Program
 Project Description Worksheet

FiscalYear: 2022

Priority: Very High

Project Title: Body Worn Camera Implementation

Project Purpose: New Equipment

Department: Police

Project Description: Implementation body cameras for sworn officers.

Location:

Justification: The effective use of technology can improve policing practices and garner community trust and legitimacy. The use of body cameras will help build another layer of trust and transparency in our community. The body camera system has several safety features to enhance officer safety. The body cameras are interoperable with the current in-car camera system.

Useful Life: <5 Yrs



Cost FY 2022	Cost FY 2023:	Cost FY 2024:	Cost FY 2025:	Cost FY 2026:	Cost after 6 years:	Total Cost
\$277,000	\$0	\$0	\$0	\$0		

Cost breakdown and funding source(s)



City of Auburn, Maine
 FY2021 Capital Improvement Program
 Project Description Worksheet

FiscalYear: 2022

Priority: Very High

Project Title: Police Motorcycle Purchase

Project Purpose: Scheduled replacement

Department: Police

Project Description: Purchase 2014 Police Motorcycle

Location:

Justification: Our police motorcycles are a very effective community policing tool. The Harley Davison Lease Program has been phased out, requiring the purchase of our current leased motorcycles. One was purchased in FY21 and the other will be purchased in FY22.

Useful Life: 10 Yrs



Cost FY 2022	Cost FY 2023:	Cost FY 2024:	Cost FY 2025:	Cost FY 2026:	Cost after 6 years:	Total Cost
\$18,000	\$0	\$0	\$0	\$0		

Cost breakdown and funding source(s)



City of Auburn, Maine
 FY2021 Capital Improvement Program
 Project Description Worksheet

FiscalYear: 2022

Priority: Very High

Project Title: Reclamation Project

Project Purpose: Street Improvement

Department: Engineering

Project N. River Rd - Bradman to Stetson Rd

Description: N. River Rd - Stetson to End

Lewiston Junction

Perkins Ridge

Blanchard Road - Center to End

Hersey Hill - N. Auburn to TL

Lewiston Junction - Hotel to TL

Location: Various

Justification: These road sections have low Pavement Condition Ratings and are in need of repair. They are all good candidates for reclamation, where the existing road base is utilized and the road grade is raised.

Useful Life: 20 Yrs

Cost FY 2022	Cost FY 2023:	Cost FY 2024:	Cost FY 2025:	Cost FY 2026:	Cost after 6 years:	Total Cost
\$1,275,000	\$0	\$0	\$0	\$0	\$0	\$1,275,000

Cost breakdown and funding source(s)



City of Auburn, Maine
 FY2021 Capital Improvement Program
 Project Description Worksheet

FiscalYear: 2022

Priority: Very High

Project Title: Reconstruction Project

Project Purpose: Street Improvement

Department: Engineering

Project Description: Rowe, Blake, Parker and Burns - Summer to Turner
 Prospect St - Court to End
 Davis St - Lake to End
 Conant - Granite to End
 Dunn St - S. Main to Riverside
 Brook St - 3rd to Riverside
 Brook Street - 3rd to Riverside Drive

Location: Various

Justification: These streets have low Pavement Condition Ratings and are in need of repair. These sections will require restoration of the road base, closed drainage system, curbing and sidewalks.

Useful Life: 20 Yrs

Cost FY 2022	Cost FY 2023:	Cost FY 2024:	Cost FY 2025:	Cost FY 2026:	Cost after 6 years:	Total Cost
\$1,000,000	\$0	\$0	\$0	\$0	\$0	\$1,000,000

Cost breakdown and funding source(s)



City of Auburn, Maine
 FY2021 Capital Improvement Program
 Project Description Worksheet

FiscalYear: 2022

Priority: Very High

Project Title: Major Drainage

Project Purpose: Federal Mandate

Department: Engineering

Project Description: This item covers the MS4 Storm water permit regulations and drainage asset management. In addition it would allow us to make repairs to existing systems that were id'd as part of our storm water infrastructure assessment as failing.

Location: Various

Justification: The City of Auburn is required by MDEP to follow storm water regulations and annual reporting. The City is also mapping its storm water infrastructure inventory for future planning.

Useful Life: Yrs

Cost FY 2022	Cost FY 2023:	Cost FY 2024:	Cost FY 2025:	Cost FY 2026:	Cost after 6 years:	Total Cost
\$725,000	\$0	\$0	\$0	\$0	\$0	\$725,000

Cost breakdown and funding source(s)



City of Auburn, Maine FY2021 Capital Improvement Program Project Description Worksheet

FiscalYear: 2022

Priority: Very High

Project Title: MDOT Match

Project Purpose: Street Improvement

Department: Engineering

Project Description: This would provide the match for the MPI program (\$500,000) which would reconstruct a State Aid Road. The additional \$400,000 is to provide match money for STIP projects.

Location: Various

Justification: The money will provide the matching funds for MDOT's Municipal Partnership Initiative (50/50) and the matching funds for STIP Projects (80/20). Without these funds the State will not contribute the 50% or the 80% matches.

Useful Life: 20 Yrs

Cost FY 2022	Cost FY 2023:	Cost FY 2024:	Cost FY 2025:	Cost FY 2026:	Cost after 6 years:	Total Cost
\$900,000	\$0	\$0	\$0	\$0		

Cost breakdown and funding source(s)



City of Auburn, Maine
 FY2021 Capital Improvement Program
 Project Description Worksheet

FiscalYear: 2022

Priority: Very High

Project Title: Pavement Resurfacing

Project Purpose: Street Improvement

Department: Public Works

Project Description: This would provide funding for a new wearing surface on roadways that were reclaimed 10+ years ago that are showing signs of deterioration. North Auburn Road, Maple Hill, Skillings Corner, and Stevens Mill have been identified as the first round of roads.

Location: Various

Justification: This would add about 10 years of life to the roadway, allowing for another resurfacing in the future vs needing to need to reconstruct the road at a much more significant cost.

Useful Life: 10 Yrs

Cost FY 2022	Cost FY 2023:	Cost FY 2024:	Cost FY 2025:	Cost FY 2026:	Cost after 6 years:	Total Cost
\$1,000,000	\$0	\$0	\$0	\$0	\$0	\$1,000,000

Cost breakdown and funding source(s)



City of Auburn, Maine
 FY2021 Capital Improvement Program
 Project Description Worksheet

FiscalYear: 2022

Priority: Very High

Project Title: Tandem Axle (wheeler) Dump Truck

Project Purpose: Replace worn-out equipment

Department: Public Works

Project Description: This unit is used for plowing and sanding/salting in winter months and is used to move material to and from our job sites in the summer months.

Location: Woodbury Brackett Municipal Building

Justification: This would replace 1 - 12 yard tandem axle dump trucks with plow and wing. This 2006 is at the end of its useful life.

Useful Life: 10 Yrs



Cost FY 2022	Cost FY 2023:	Cost FY 2024:	Cost FY 2025:	Cost FY 2026:	Cost after 6 years:	Total Cost
\$232,000	\$0	\$0	\$0	\$0	\$0	\$232,000

Cost breakdown and funding source(s)



City of Auburn, Maine
 FY2021 Capital Improvement Program
 Project Description Worksheet

FiscalYear: 2022

Priority: High

Project Title: Excavator

Project Purpose: Equipment Replacement

Department: Public Works

Project Description: 16 ton wheeled excavator with a blade. This unit will have a Thumb, digging bucket, mulching head and an articulating clean up bucket.

Location: Woodbury Brackett Municipal Building

Justification: This is a replacement for our 2000 unit. This unit is one of our primary digging tools for large jobs and ditching. This unit does not currently have the attachments the new units would have allowing us to cut down on rental costs. The overall cost to maintain this unit is growing substantially.



Useful Life: 15 Yrs

Cost FY 2022	Cost FY 2023:	Cost FY 2024:	Cost FY 2025:	Cost FY 2026:	Cost after 6 years:	Total Cost
\$260,000	\$0	\$0	\$0	\$0	\$0	\$260,000

Cost breakdown and funding source(s)



City of Auburn, Maine
 FY2021 Capital Improvement Program
 Project Description Worksheet

FiscalYear: 2022

Priority: High

Project Title: Trackless MT7 Sidewalk Tractor

Project Purpose: Replace worn-out equipment

Department: Public Works

Project Description: Trackless MT7 Sidewalk Tractor.

Location: Woodbury Brackett Municipal Building


Justification: This would replace one of our 2006 sidewalk tractors. This unit is essential in keeping our sidewalks clear in the winter, for sweeping sidewalks in the spring, and road side mowing in the summer. We would be using the attachments we already have so this would be the tractor only.

Useful Life: 10 Yrs



Cost FY 2022	Cost FY 2023:	Cost FY 2024:	Cost FY 2025:	Cost FY 2026:	Cost after 6 years:	Total Cost
\$160,000	\$0	\$0	\$0	\$0	\$0	\$160,000

Cost breakdown and funding source(s)



City of Auburn, Maine
 FY2021 Capital Improvement Program
 Project Description Worksheet

FiscalYear: 2022

Priority: High

Project Title: Union Street Park / Chestnut upgrades

Project Purpose: Expanded service

Department: Recreation & Sports Facilities

Project Description: Creation and installation of a Futsal court. Futsal is a sport that is best described as mini-soccer. A popular sport followed and played by our new Mainer population. The court will allow the Recreation department to increase offerings and fits a wide demographic.

Location:

Justification:

Useful Life: Yrs



Cost FY 2022	Cost FY 2023:	Cost FY 2024:	Cost FY 2025:	Cost FY 2026:	Cost after 6 years:	Total Cost
\$90,000	\$0	\$0	\$0	\$0		

Cost breakdown and funding source(s)



City of Auburn, Maine
 FY2021 Capital Improvement Program
 Project Description Worksheet

FiscalYear: 2022

Priority: High

Project Title: Mt. Apatite Upgrades

Project Purpose: Expanded service

Department: Recreation & Sports Facilities

Project Description: Trail building/blazing, new signage, improved parking, a designated "Welcome Center", and creation of an alternative entrance

Location:

Justification:

Useful Life: Yrs



Cost FY 2022	Cost FY 2023:	Cost FY 2024:	Cost FY 2025:	Cost FY 2026:	Cost after 6 years:	Total Cost
\$25,000	\$25,000	\$25,000	\$0	\$0		

Cost breakdown and funding source(s)



City of Auburn, Maine
 FY2021 Capital Improvement Program
 Project Description Worksheet

FiscalYear: 2022

Priority: High

Project Title: Pettengill Field Renovation

Project Purpose: New Equipment

Department: Recreation & Sports Facilities

Project Description: Installation of lights on new softball. The price quote does include electrical work.

Location:

Justification:

Useful Life: Yrs



Cost FY 2022	Cost FY 2023:	Cost FY 2024:	Cost FY 2025:	Cost FY 2026:	Cost after 6 years:	Total Cost
\$350,000	\$0	\$0	\$0	\$0		

Cost breakdown and funding source(s)



City of Auburn, Maine
 FY2021 Capital Improvement Program
 Project Description Worksheet

FiscalYear: 2022

Priority: High

Project Title: Dehumidification System

Project Purpose: New Equipment

Department: Norway Savings Bank Ice Arena

Project Description: The 1850 Aprilaire Dehumidifer has rotary dial humidistat, the 1850F features a digital display with push button controls and an integrated humidistat. Every six months, the control panel will even remind you to clean or replace the MERV 8 air filter. This new crawlspace dehumidifier removes five more pints of moisture per day, for a total of 95 pints, and still uses less power than comparable models. With its lighter weight and slimmer profile, the Aprilaire 1850F dehumidifier is now thin enough to fit snugly between most floor joists. This will address current molding and air quality issues.

Location:

Justification:

Useful Life: Yrs

Cost FY 2022	Cost FY 2023:	Cost FY 2024:	Cost FY 2025:	Cost FY 2026:	Cost after 6 years:	Total Cost
\$20,000	\$0	\$0	\$0	\$0		

Cost breakdown and funding source(s)



City of Auburn, Maine

FY2021 Capital Improvement Program

Project Description Worksheet

FiscalYear: 2022

Priority: High

Project Title: RO Water Treatment System

Project Purpose: New Equipment

Department: Norway Savings Bank Ice Arena

Project Description: One of the best innovations in recreational ice refrigeration is a reverse osmosis water treatment system. It results in water and energy savings and creates the best ice surface for athletes. Reverse osmosis removes the impurities that cause the equipment to work overtime.

It's estimated that 30 arenas use 321 million gallons of water each year. This is a major contributor to the consumption of water for cities. A single sheet of rink ice requires more than 12,500 gallons of water. That's a staggering number, but the impact of this water and energy usage can be reduced by switching from a chemical water treatment system to the reverse osmosis water treatment system.

The immediate energy usage benefit of using water treated with reverse osmosis is that it requires less energy to freeze, as it bonds to the existing ice sheet more easily and remains frozen at a higher temperature. This higher temperature on the ice surface is also an improvement for spectators because a warmer arena is more comfortable.

By first purifying your water through a reverse osmosis system, you're not only saving energy. You're making harder, purer, clearer ice for skating and curling. Athletes can focus on their performance on harder ice with fewer holes and cracks.

Because the ice is more resilient, it requires less maintenance, and this can also result in more game play, as well. This is great news for skaters and also for spectators, because they can enjoy a game with fewer interruptions.

Cosmetically, there is also the benefit of sharper, clearer lines and logos on the ice. This improves the play of the game and makes the sponsors happy

Location:

Justification:

Useful Life: Yrs



City of Auburn, Maine
 FY2021 Capital Improvement Program
 Project Description Worksheet

FiscalYear: 2022

Priority: High

Project Title: Public Art

Project Purpose: Expanded service


Department: Recreation & Sports Facilities

Project Description: Commission one (1) piece of public art per year with the ability to combine years for larger art projects.

Location:

Justification:

Useful Life: Yrs



Bud Form Rendering 1 Public Sculpture Proposal, City of Auburn

Cost FY 2022	Cost FY 2023:	Cost FY 2024:	Cost FY 2025:	Cost FY 2026:	Cost FY 2027:	Cost after 6 years:	Total Cost
\$25,000	\$25,000	\$25,000	\$25,000	\$0	\$0		

Cost breakdown and funding source(s)



City of Auburn, Maine
 FY2021 Capital Improvement Program
 Project Description Worksheet

FiscalYear: 2022

Priority: Medium

Project Title: Great Falls Plaza Vision

Project Purpose: Capital Planning

Department: Economic and Community Developm

Project Description: Prepare Great Falls Plaza for redevelopment. Major drainage infrastructure is needed before the site can be developed. Drainage improvenmetns will exceed \$800,000 and we have been unsuccessful in obtainign the needed funding with competing priorities.

Location: Various

Justification: Development will be limited at the core of the City until the 72" storm drain is replaced. This funding will continue to add to funding to complete the improvement in the future.

Useful Life: Yrs

Cost FY 2022	Cost FY 2023:	Cost FY 2024:	Cost FY 2025:	Cost FY 2026:	Cost after 6 years:	Total Cost
\$100,000	\$0	\$0	\$0	\$0		

Cost breakdown and funding source(s)



City of Auburn, Maine
 FY2021 Capital Improvement Program
 Project Description Worksheet

FiscalYear: 2022

Priority: Very High

Project Title: Cardiac Monitor

Project Purpose: Replace worn-out equipment

Department: EMS Transport

Project Description: Cardiac Monitors allow EMS providers to monitor and document a patients heart function as well as to defibrillate (shock) and patients heart during sever cardiac events. This is required equipment for our EMS organization.

Location: Cental Fire Station

Justification: Existing monitor is no longer supported and there is limited inventory of repair parts. This will be the final purchase to upgrade our last Lifepac 12 to a Lifepac 15

Useful Life: 10 Yrs



Cost FY 2022	Cost FY 2023:	Cost FY 2024:	Cost FY 2025:	Cost FY 2026:	Cost after 6 years:	Total Cost
\$30,000	\$0	\$0	\$30,000	\$0		

Cost breakdown and funding source(s)



City of Auburn, Maine
 FY2021 Capital Improvement Program
 Project Description Worksheet

FiscalYear: 2022

Priority: High

Project Title: Chest Compression System

Project Purpose: Increased Safety

Department: EMS Transport

Project Description: Purchase a new Chest Compression Systems for each Ambulance (3 total)

Location:

Justification: Chest compression systems produce much more effective chest compressions during CPR than manual compressions resulting in better patient outcomes during cardiac arrests. This equipment has become very important for EMS agencies during COVID 19. During CPR, EMS providers are at high risk for contracting COVID. This equipment reduces the number for providers that need to be in close proximity to the patient.



Useful Life: 10 Yrs

Cost FY 2022	Cost FY 2023:	Cost FY 2024:	Cost FY 2025:	Cost FY 2026:	Cost after 6 years:	Total Cost
\$55,000	\$0	\$0	\$0	\$0		

Cost breakdown and funding source(s)



City of Auburn, Maine
FY2021 Capital Improvement Program
Project Description Worksheet

FiscalYear: 2022

Priority: High

Project Title: AC Central Air System

Project Purpose: New Equipment

Department: Ingersoll Indoor Turf Facility

Project Description: As a result of the pandemic the facility does not have a central air system labeling it as a high risk for transmission (childcare, programming, increase those with asthma or other medical issues to use the space comfortably during the hot summer months). It will also allow all the Recreation program to utilize the Ingersoll Turf facility 12-months of the year.

Location:

Justification:

Useful Life: Yrs

Cost FY 2022	Cost FY 2023:	Cost FY 2024:	Cost FY 2025:	Cost FY 2026:	Cost after 6 years:	Total Cost
\$125,000	\$0	\$0	\$0	\$0		

Cost breakdown and funding source(s)
